

















NATURALES CLASSIC

NATURAL TILES CLASSIC




 NATURAL UNGLAZED		 Péndulo (CTE) Not required out of Spain	clase 3 class 3
 Características dimensionales Dimension tolerance	<1,25% máx 2 mm	 A pie descalzo Barefoot slip resistance	C
 Absorción de agua Water absorption	3<E≤6%	 A pie calzado Slip resistance with footwear	R11
 Coef. Dilatación termica lineal Linear thermal expansion coefficient	3,8x10 ⁻⁶ xC ⁻¹	 Extrusión Extruded tiles	✓
 Resistencia a la flexión Breaking Strength	20 N/mm ²	 Resistencia a la helada Frost resistance	✓
 Resistencia a la abrasión profunda Resistance to deep abrasion	<393 mm ³	 Resistencia al choque térmico Resistance to thermal shock	✓
 Resistencia al rayado (Método Mohs) Scratch hardness of surface (Mohs Method)	6	 Resistencia química Chemical resistance	✓
 Resistencia a las manchas Resistance to stains	clase 3 a 5 class 3 to 5		



NATURALES CLASSIC

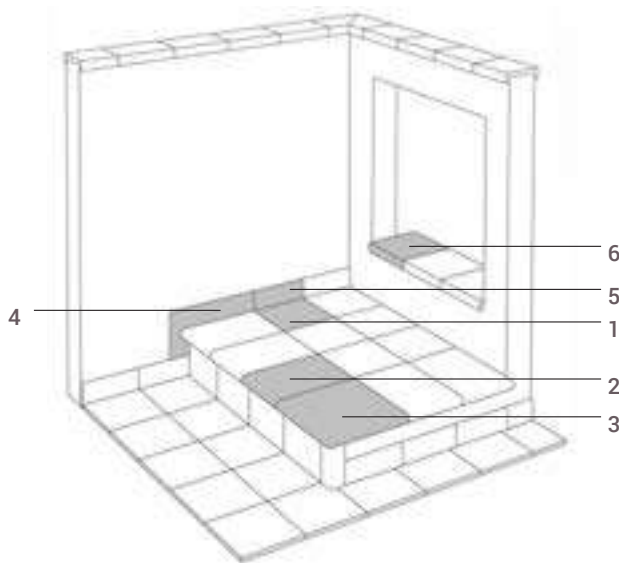
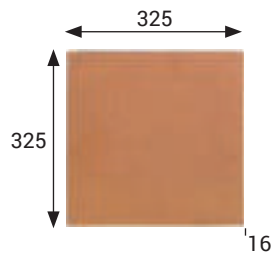
NATURAL TILES CLASSIC



BASE 33x33 TILE 33x33

[325x325x16 mm]

Malí Cod. 901251 [MC485]
Aneto Cod. 901987 [MC485]
Arán Cod. 903059 [MC485]



- 1 Base Tile
- 2 Peldaño Stair-tread
- 3 Esquina Stair-tread corner
- 4 Zanquín String
- 5 Rodapié Skirting board
- 6 Vierteaguas Wash

	Espesor (mm) Thickness (mm)	U.M.*	U.M./Caja U.M./Box	U.M./Palet U.M./Pallet	Pzs./U.M. Pcs./U.M.	Pzs./Caja Pcs./Box	Kg./U.M.	Kg./Caja Kg./Box	Kg./Palet Kg./Pallet
Base 33x33 Tile 33x33	16	m ² sqm	0,666	42,624	9	6	32,6	21,75	1391


* Unidad de Medida. Los artículos medidos en m² o ml se sirven contando la junta normal entre piezas.
* Unit of Measure. Items measured in sqm or lm are delivered assuming average joint between pieces.



NATURALES CLASSIC

NATURAL TILES CLASSIC

Colores / Colors



Aneto 33x33

	Espesor (mm) Thickness (mm)	U.M.*	U.M./Caja U.M./Box	U.M./Palet U.M./Pallet	Pzs./U.M. Pcs./U.M.	Pzs./Caja Pcs./Box	Kg./U.M. Kg./U.M.	Kg./Caja Kg./Box	Kg./Palet Kg./Pallet
Peldaño redondeado 33 Rounded stair-tread 33	18	Pz. Pc.	6	216	1	6	4,4	26,4	950
Esquina redondeada Rounded stair-tread corner	18	Pz. Pc.	2	60	1	2	6	12	360
Remate Edge	25	Pz. Pc.	4	168	1	4	5	19,8	832
Remate esq. ext. External corner	24	Pz. Pc.	2	56	1	2	6,3	12,6	354
Remate esq. int. Internal corner	24	Pz. Pc.	2	60	1	2	7,4	14,8	444
Zanquín izda. String left	16	Pz. Pc.	10	300	1	10	1,3	13	390
Zanquín dcha. String right	16	Pz. Pc.	10	300	1	10	1,3	13	390
Rodapié Skirting board	16	ml lm	8	576	3	24	2,3	18	1296
Vierteaguas 33x33 Wash 33x33	18	Pz. Pc.	6	216	1	6	4,3	25,8	928,8

* Unidad de Medida. Los artículos medidos en m² o ml se sirven contando la junta normal entre piezas.
* Unit of Measure. Items measured in sqm or lm are delivered assuming average joint between pieces.

Anchura recomendada de la junta de colocación: 6 - 8 mm
Recommended joint width 6 - 8 mm

PIEZAS ESPECIALES SPECIAL PIECES

PELDAÑO REDONDEADO 33 ROUNDED STAIR-TREAD 33

[325x330x53x18 mm]

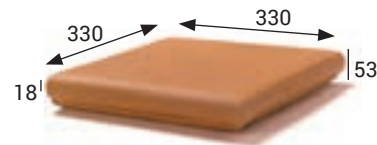
Malí Cod. 901252 [PZ270]
Aneto Cod. 901988 [PZ270]
Arán Cod. 903060 [PZ270]



ESQUINA REDONDEADA ROUNDED STAIR-TREAD CORNER

[330x330x53x18 mm]


Malí Cod. 901254 [PZ535]
Aneto Cod. 901989 [PZ535]
Arán Cod. 903062 [PZ535]



REMATE EDGE

[325x275x65x25 mm]

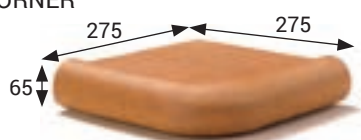
Malí Cod. 901258 [PZ335]
Aneto Cod. 901994 [PZ335]



REMATE ESQ. EXT. EXTERNAL CORNER

[275x275x65x24 mm]

Malí Cod. 901260 [PZ560]
Aneto Cod. 901996 [PZ560]



REMATE ESQ. INT. INTERNAL CORNER

[325x275x65x24 mm]

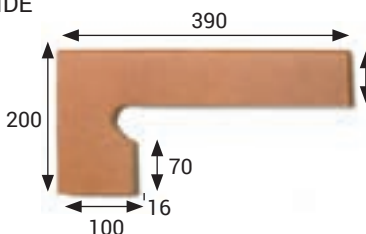
Malí Cod. 901259 [PZ560]
Aneto Cod. 901995 [PZ560]



ZANQUÍN IZDA. STRING LEFT SIDE

[390x80/200X100x16 mm]

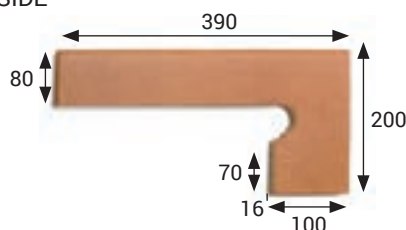
Malí Cod. 901256 [PZ150]
Aneto Cod. 901991 [PZ150]
Arán Cod. 903063 [PZ150]



ZANQUÍN DCHA. STRING RIGHT SIDE

[390x80/200X100x16 mm]

Malí Cod. 901255 [PZ150]
Aneto Cod. 901992 [PZ150]
Arán Cod. 903064 [PZ150]



RODAPIÉ SKIRTING BOARD

[325x80x16 mm]

Malí Cod. 901253 [ML150]
Aneto Cod. 901990 [ML150]
Arán Cod. 903061 [ML150]



VIERTEAGUAS 33X33 NATURAL WASH 33X33

[325x330x40x18 mm]

Malí Cod. 901257 [PZ245]
Aneto Cod. 901993 [PZ245]
Arán Cod. 903065 [PZ245]

