




Ceramiche Brennero®
ITALY

LUXURY TILES



MINERAL



Mineral, una collezione con effetti metallici, cangianti e riflettenti, stile industrial, prodotta in gres porcellanato in 4 formati.

Perfetta per ambienti contemporanei e minimali è proposta in quattro colori che riprendono le tonalità e la luminosità dei metalli: platino, ferro argento e corten.

Mineral può essere utilizzata sia a pavimento che a rivestimento, in contesti residenziali o commerciali leggeri.

Mineral , a collection with metallic, color-shifting and reflective effects, industrial style; it is produced in porcelain stoneware in 4 sizes.

Perfect for contemporary and minimal environments, it is available in four colors that reflect the shades and the brightness of metals: platinum, silver, iron and corten steel.

Mineral can be used both on floors and walls, in residential and light commercial contexts.

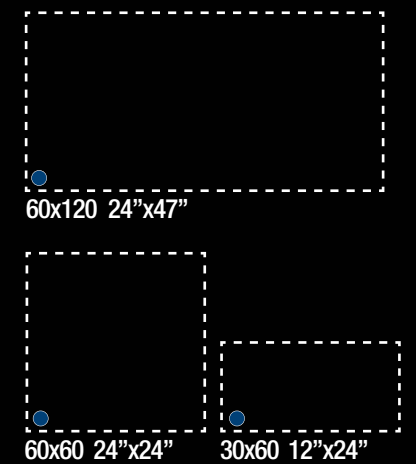
MINERAL

GRES NAT RETT

60x120

60x60

30x60



Gres porcellanato
Porcelain stoneware

● - - - - naturale rettificato
natural rectified

MINERAL

GRES NAT RETT

BRIGHT 60x120

Bronze

BRAB12
BRIGHT
BRONZE



Parete - Wall:
MIW12R - Mineral White 60x120
BRAB12 - Dec. Bright Bronze 60x120


Pavimento - Floor:
MIC12R - Mineral Corten 60x120

MINERAL

GRES NAT RETT

BRIGHT 60x120

Bronze



Parete - Wall:
MIW12R - Mineral White 60x120
BRAB12 - Dec. Bright Bronze 60x120

Pavimento - Floor:
MIC12R - Mineral Corten 60x120

Parete sinistra - Left wall:
MII12R - Mineral Iron 60x120

Parete centro - Center wall:
MIW12R - Mineral White 60x120
BRAS12 - Dec. Bright Silver 60x120

Parete destra - Right wall:
BRAS12 - Dec. Bright Silver 60x120

Pavimento - Floor:
MII12R - Mineral Iron 60x120


MINERAL

GRES NAT RETT

BRIGHT 60x120

Silver

BRAS12
BRIGHT
SILVER



MINERAL

GRES NAT RETT


STARS - BRIGHT 30x60

Silver



Parete - Wall:
MIW3R - Mineral White 30x60
STAS - Dec. Stars 30x60
BRAS6 - Dec. Bright Silver 30x60

Pavimento - Floor:
MIS12R - Mineral Silver 60x120



Parete - Wall:
MIS3R - Mineral Silver 30x60
STAS - Dec. Stars Silver 30x60
LISTAS - List./Bord. Stars Silver 3,8x60
BRAS6 - Dec. Bright Silver 30x60
LIBRAS6 - List./Bord. Bright Silver 3,8x60

MINERAL

GRES NAT RETT

STARS - BRIGHT 30x60

Bronze



Parete - Wall:
MI13R - Mineral Iron 30x60
STAB - Dec. Stars 30x60
BRAB6 - Dec. Bright Bronze 30x60

STAB
STARS
BRONZE



BRAB6
BRIGHT
BRONZE

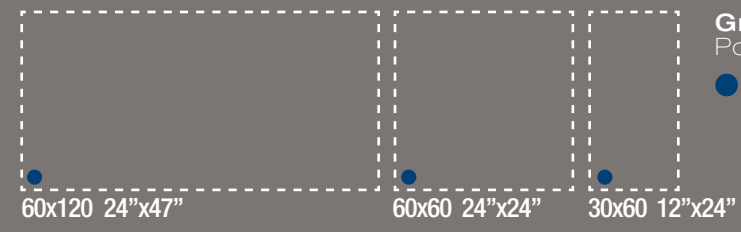


MINERAL

GRES NAT RETT

WHITE





Gres porcellanato
Porcelain stoneware
● --- naturale rettificato
natural rectified

MINERAL

GRES NAT RETT

Mineral Iron



ISO V

- 60x120 ● 119 MII12R 60x120 nat. rett.
- 60x60 ● 95 MII6R 60x60 nat. rett.
- 30x60 ● 94 MII3R 30x60 nat. rett.

Mineral Silver



ISO V

- 60x120 ● 119 MIS12R 60x120 nat. rett.
- 60x60 ● 95 MIS6R 60x60 nat. rett.
- 30x60 ● 94 MIS3R 30x60 nat. rett.

Mineral White



ISO V

- 60x120 ● 119 MIW12R 60x120 nat. rett.
- 60x60 ● 95 MIW6R 60x60 nat. rett.
- 30x60 ● 94 MIW3R 30x60 nat. rett.

Mineral Corten



ISO V

- 60x120 ● 119 MIC12R 60x120 nat. rett.
- 60x60 ● 95 MIC6R 60x60 nat. rett.
- 30x60 ● 94 MIC3R 30x60 nat. rett.

(*) Bright Silver 30x60



- 115 BRAS6 dec. 30x60 pcs. 2
- 46 LIBRAS6 pz. misti - list. 3,8x60 pcs. 6

(*) Stars Silver 30x60



- 100 STAS dec. 30x60 pcs. 2
- 46 LISTAS pz. misti - list. 3,8x60 pcs. 6

(*) Bright Silver 60x120



- 395 BRAS12 dec. 60x120 pcs. 1

(*) Bright Silver 30x120



- 275 BRAS30 2 pz. misti - dec. 30x120 pcs. 2

(*) Bright Bronze



- 395 BRAB12 dec. 60x120 pcs. 1

(*) Bright Bronze 30x120



- 275 BRAB30 2 pz. misti - dec. 30x120 pcs. 2

(*) Bright Bronze 30x60




- 115 BRAB6 dec. 30x60 pcs. 2
- 46 LIBRAB6 pz. misti - list. 3,8x60 pcs. 6

(*) Stars Bronze 30x60



- 100 STAB dec. 30x60 pcs. 2
- 46 LISTAB pz. misti - list. 3,8x60 pcs. 6

8 GRAFICHE MISTE / MIXED PATTERNS



Battiscopa 8x60 pcs. 17

- 21 BM_6 (colore fondo) battiscopa nat. 8x60

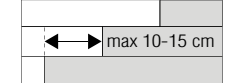
Battiscopa 9,8x120 pcs. 6

- 42 BAMI_12 (colore fondo) battiscopa nat. 9,8x120

GRES PORCELLANATO
PORCELAIN STONEWARE




AVVERTENZE PER LA POSA
WARNING FOR THE LAYING




Area di utilizzo:	Usage destinations:	Rif. Norma Ref. Norm
Pavimenti interni Rivestimenti Residenziale Commerciale leggero	Indoor flooring Wall-tiling Residential Light commercial	R10 (indoor) NAT. DCOF > 0,42 BCRA > 0,40 ASTM C1028 > 0,60

FORMATO - SIZE		SCATOLA - BOX			PALETTA - PALLET		
cm	inches	Pz.	m ²	Kg.	Scatole/boxes	m ²	Kg.
60x120	24" x 47"	2	1,44	32,00	32	46,08	1.039,00
60x60	24" x 24"	3	1,08	24,36	40	43,20	990,00
30x60	12" x 24"	6	1,08	24,36	48	51,84	1.184,28




ZPAMIC - M11
Sinottico con POSA 30x60

Prezzo € 110,00



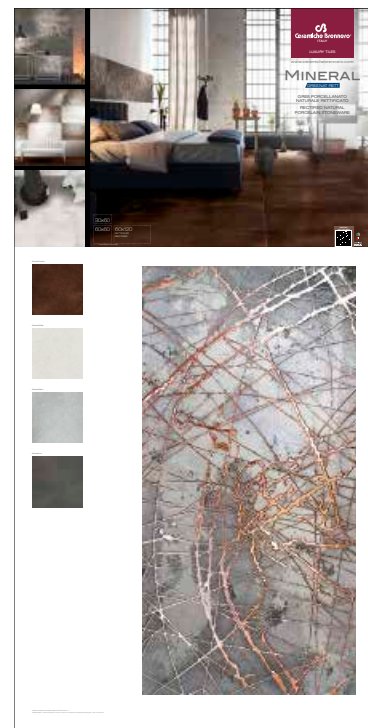
ZPAMIF - M12
Sinottico con POSA 30x60

Prezzo € 110,00




ZPAMIC - M13
Sinottico 1 FONDO 60x120

Prezzo € 90,00




ZPAMIC - M14
Sinottico 1 DECORO 60x120

Prezzo € 140,00



ZPAMIF - M15
Sinottico 1 FONDO 60x120

Prezzo € 90,00



ZPAMIF - M16
Sinottico 1 DECORO 60x120

Prezzo € 140,00

MERCHANDISING

A PAGAMENTO / ON PAYMENT

PREZZI NETTI - IVA escl. / NET PRICES

Gli esempi riportati sono a solo scopo illustrativo, il colore del fondo e/o decoro verrà fornito a seconda della disponibilità.

The examples shown are for illustrative purposes only, the color of tiles and decorations will be provided depending on availability.



KIMIN
cm 64,5 x p. 60 x h 148
4 cartelle con maniglia cm 64,5x98
+ 2 fondi cm 60x120
Prezzo € 140,00



cm 60 x p. 59 x h 188
Prezzo € 140,00
COMPOSTO DA
KIS120 Kit (culla, schiena, pezzi sfusi)
+ **BAMI** Banner 60x53,5 con comunicazione

SIMBOLI

SYMBOLS
SYMBOLES
SYMBOLE

<p>G GRES PORCELLANATO L'UNO DEI PIÙ AFFIDABILI E QUALITÀ</p> <p>CERAMICA SMALTATA IN GRES PORCELLANATO AD ALTA RESISTENZA PER PAVIMENTI E RIVESTIMENTI INTERNI ED ESTERNI</p> <p>Piastrelle di ceramica pressate a secco a basso assorbimento d'acqua E< 0,5% Gruppo Bia GL</p> <p>IL GRES CERAMICO AD ALTA RESISTENZA è un prodotto ceramico che deriva da una tecnologia estremamente avanzata. Pensato per diverse destinazioni d'uso, sia pubblico che privato, sia per interni che per esterni, coniuga forza e bellezza in una perfetta sintesi.</p>	<p>PORCELAIN STONEWARE GLAZED CERAMIC IN PORCELAIN STO- NEWARE HIGH RESISTANT FOR INTERNAL AND EXTERNAL WALL AND FLOORTILES</p> <p>Ceramic tiles dry pressed with low water absorption E< 0,5% Group Bia GL</p> <p>THE PORCELAIN STONEWARE HIGH RESISTANT is a ceramic product coming from a very advanced technology. Thought for different uses, even public then private environment, for internal and external, combines beauty and strong in a perfect synthesis.</p>	<p>GRÈS CÉRAMÉ CERAMIQUE ÉMAILLÉ EN GRÈS CERAMÉ HAUTE RÉSIDANCE POUR SOL ET MUR POUR L'INTÉRIEUR ET POUR L'EXTÉRIEUR</p> <p>Carrelages de céramique pressé à sec avec bas absorption d'eau E< 0,5% Group Bia GL</p> <p>LE GRÈS CERAMÉ HAUTE RÉSIDANCE est un produit céramique qui dérive d'une technologie extrêmement avancée. Pensé pour différent solutions, public et privée, combine force et beauté pour une parfait synthèse.</p>	<p>FEINSTEINZEUG GLASIERTE KERAMIK AUF FEINSETIN- ZEUG HÖHER RESISTENZ FÜR INNERE UND ÄUßERE WAND UND BODENFLIESEN</p> <p>Keramik Fliesen trocken gepresst mit niedriger Wasser Abnahme E< 0,5% Gruppe Bia GL</p> <p>FEINSTEINZEUG KERAMIK-HÖHER RESISTENZ ein keramisches Produkt, das aus einer hochentwickelten Technologie kommt. Konzipiert für verschiedene Einsatzmöglichkeiten, öffentliche und private, für Innen- und Außenbereich, verbindet es Kraft und Schönheit in perfekter Synthese.</p>
<p>● GRES PORCELLANATO ● naturale ● - - - naturale rettificato ● - - - lappato rettificato ★ - - - levigato rettificato</p>	<p>PORCELAIN STONEWARE natural natural rectified lapped rectified polished rectified</p>	<p>GRES PORCELAINE naturel naturel rectifié semi-poli rectifié poli rectifié</p>	<p>FEINSTEINZEUG natural natural rektifiziert teipoliert rektifiziert poliert rektifiziert</p>
<p>DIGI TECH Riproduzioni grafiche ad alta fedeltà in numerosi variabili per superare il concetto di ripetitività.</p>	<p>Graphic reproductions in high fidelity digital technology that allows many possibilities to overcome the concept of repetition.</p>	<p>Reproductions graphiques en technologie digitale en haute fidélité et avec nombreuses variables pour dépasser la notion de répétition.</p>	<p>Grafische Nachmachungen mit digitaler Technologie um das Konzept von der Wiederholung zu überholen.</p>
<p>9,50 SPESSORE</p>	<p>Thickness</p>	<p>Epaisseur</p>	<p>Stärke</p>
<p>ISO RESISTENZA ALL'ABRASIONE</p>	<p>Abrasion resistance</p>	<p>Résistance au gel</p>	<p>Abriebwiderstand</p>
<p>▶◀ FUGA RETTIFICATI per la posa del materiale rettificato la fuga minima consigliata è 2 mm.</p>	<p>JOINT RECTIFIED TILES we suggest at least a 2 mm joint for the lay out.</p>	<p>JOINT MATÉRIEL RECTIFIÉ joint conseillé pour la pose minimum 2 mm.</p>	<p>FUGE REKTIFIZIERTE FLIESEN Bei der Verlegung vom rektifizierten Material, empfehlen wir Ihnen eine Fuge von Minimum 2 mm.</p>
<p>E' SCONSIGLIATA LA POSA SFALSATA A MURETTO.</p>	<p>The lay out as a stone wall is to discourage.</p>	<p>La pose décalé est déconseillée.</p>	<p>Die Verband Verlegung ist auszuschließen.</p>
<p>RIVESTIMENTO PAVIMENTO</p>	<p>Wall tiles Floor tiles</p>	<p>Seulement carrelage de revêtements Carrelage pour sol</p>	<p>Nur Wandfliese Bodenfliese</p>
<p>GRADO DI VARIAZIONE CROMATICA bassa-low media-medium alta-high</p>	<p>Degree of colour change</p>	<p>Degré de variation chromatique</p>	<p>Grad der Farbabweichung</p>

<p>PULIZIA SMALTI PREZIOSI - PRODOTTI LAPPATI Le piastrelle decorate con ORO, PLATINO e/o LUSTRO e i materiali LAPPATI non devono venire intaccati con malta, prodotti abrasivi, acidi o alcali concentrati. Fare particolare attenzione sia durante che dopo la posa: questi prodotti possono essere puliti solo con acqua addizionata con detergenti leggeri. Non si riconoscono danni arrecati a questi materiali causati da una impropria manutenzione. Controllare, prima della posa, tonalità, calibro e scelta. Non si accettano reclami relativi a materiale già posato. All'atto della posa prelevare piastrelle alternativamente da diverse scatole. Date le particolari carat- teristiche del prodotto, si consiglia la messa in opera del materiale con fuga. Proteggere le superfici delle lastre durante il corso dei lavori. RIMUOVERE ACCURATAMENTE E TEMPESTIVAMENTE I RESIDUI DI COLLA E STUCCO. Non utilizzare mai detergenti a base acida. Qualora si rendesse indispen- sabile l'utilizzo di detergenti acidi per la rimozione di residui di stucchi e/o colle, procedere sempre ad una prova in zona non visibile e lavare immediatamente dopo l'applicazione, seguendo attentamente le istruzioni del produttore.</p>	<p>CLEANING PRECIOUS GLAZES - LAPPED PRODUCTS The tiles decorated with GOLD, PLATINUM, and/or LUSTRE and the LAPPED materials must not come into contact with grout, abrasive agents, acids or concentrated alkalines. Special care must be taken both during and after the installing process: these products may only be cleaned with water and mild detergents. Damage to these materials caused by improper maintenace shall not be acknowledged. Before tile installation, please check shade, caliber and choice. No claims will be ac- cepted after tiles installation. While installing, choose tiles alternatively from different cartons. Considering the particular features of this product, we suggest to install the tiles with grout joint. Protect floor tile surface while work is in progress. ADHESIVE AND GROUT RESIDUES SHOULD BE REMOVED THOROUGHLY AND PROMPTLY. Never use acidbased cleaners. In case the use of acid-based cleaners is essential in order to remove grout and/or adhesive residues, always test the product in a small inconspic- uous area first and rinse immediately after application: we strictly recommend following the manufacturer's advice.</p>	<p>NETTOYAGE EMAUX PRECIEUX - PRODUITS ADOUCIS Les carreaux décorés en OR, PLATINE et/ ou LUSTRE et les produits ADOUCI ne doivent pas être en contact avec du mortier, des produits abrasifs, acides ou alcalis concentrés. Faire très attention aussi bien pendant la pose qu'après. Ces produits peuvent être nettoyés uniquement avec de l'eau additionnée de détergents légers. Les dommages à ces matériaux provo- qués par un entretien impropre ne seront pas couverts par la garantie. Avant la pose, contrôler bien la nuance, le calibre et le choix. Les réclamations relati- ves au matériel déjà posé ne pourront pas être acceptées. Lors de la pose prélever les carreaux alternativement de plusieurs cartons. Compte tenu des particulières ca- ractéristiques de ce produit, il est préférable de le poser avec joint. Veiller à protéger la surface des carreaux durant les opérations de pose. ÉLIMINER SOIGNEUSEMENT ET SANS ATTENDRE LES RÉSIDUS DE COLLE ET DE PRODUITS DE JOINTOIEMENT. Ne jamais utiliser de détergents à base acide. Dans le cas où il serait indispensable d'utiliser un détergent acide pour éliminer les résidus de colle et/ou de produits de jointoiment, vérifiez en faisant un essai sur une partie non visible et laver aussitôt après l'application. Nous vous conseillons de suivre les instructions du producteur.</p>	<p>REINIGUNG WERTVOLLE EMAILLEN - POLIERTE PRODUKTE Die mit Platin oder LUSTRO dekorierten Fliesen und die POLIERTE Materialien nicht mit Mörtel, Schleifmitteln, Säuren oder kon- zentrierten Alkalien in Kontakt bringen. Es ist notwendig, diese Produkte vor und nach der Verlegung mit Sorgfalt zu behandeln: Die Reinigung erfolgt nur mit Wasser mit einem leichten Putzmittel. Schaden auf- grund einer unfachgemäßen Handhabung können nicht übernommen werden. Vor der Verlegung empfehlen wir die Farbe, das Kaliber und die Wahl der Fliesen zu kontrollieren. Reklamationen nach der Verlegung werden nicht akzeptiert. Beim Verlegen verwenden Sie die Fliesen aus verschiedenen Kartons. Auf Grund der be- sonderer Struktur des Materials, wird em- pfohlen die Platten mit Fuge zu verlegen. Die Oberflächen der Platten sind während der Verlegungsarbeiten zu schützen. DIE KLEBER-UND FUGENFÜLLER-RÜCKST- ÄNDE RECHTZITIG UND SORGFÄLTIG ENTFERNEN. Niemals Reinigungsmittel auf Säurebasis sowie schauernde Mittel verwenden. Falls zur Entfernung von Fugen- füller und/oder Kleberreste der Einsatz säurehaltiger Reinigungsmittel umgänglich sein sollte, immer erst an einer unsichtba- ren Stelle einen Versuch durchführen und sofort nach dem Auftragen abwaschen. Sofort nachwaschen mit der Hilfe von den Hinweisen von dem Hersteller.</p>
--	--	--	---



Copyright © by CERAMICHE BRENNERO S.p.A. Marzo 2021
Tutti i marchi presenti su questo catalogo sono marchi registrati
e di esclusiva proprietà di Ceramiche Brennero S.p.A.
Riproduzione vietata - Tutti i diritti riservati.

Copyright © by CERAMICHE BRENNERO S.p.A. March 2021
All brands presents in this catalogue are registered
and an exclusive property of Ceramiche Brennero S.p.A.
Forbidden reproduction - All rights are reserved.



Editor in Chief: Marketing Ceramiche Brennero S.p.A.
Coordinamento e Adv: Magicompany S.r.l. (Mn)

Ceramiche Brennero
DESIGN AREA

design your room for free
DESIGN AREA
with just few clics

<https://www.tilelook.com/it-IT/producers/brennero-ceramiche>

**PROGETTA GRATUITAMENTE LA TUA STANZA CON LA
NOSTRA AREA DESIGN, TI BASTANO POCHI CLIC.**

Le tonalità dei colori sono quanto piu' possibile reali, nei limiti consentiti
dalla stampa. L'azienda si riserva di modificare i prodotti illustrati nel
presente catalogo, in qualsiasi momento e senza preavviso. Ceramiche
Brennero S.p.A declina ogni responsabilità dovuta ad eventuali errori
e/o omissioni nelle informazioni pubblicate.

The shades of the colours are very close to reality, within the press limits.
The company reserves the right to modify the products illustrated in
this catalogue at any time without prior notice. Ceramiche Brennero S.p.A.
accepts no liability for errors and/or omissions in the information published.

Copia esclusivamente ad uso interno e non commerciale.
Ne sono vietate distribuzione e riproduzione. Le immagini riprodotte
sono esempi provvisori a solo scopo dimostrativo.

Copy for internal use only and not usable for commercial purposes.
It is prohibited the distribution and reproduction. The images shown are
just provisional examples for demonstration purposes only.

CAMPIONE GRATUITO - Esente IVA punto (D) Art. 2 D.P.R. 26.10.1972 N. 633
Esente bolli di accompagnamento punto (G) Art. 4 D.P.R. 6.10.1978 N. 627

www.ceramichebrennero.com

<http://www.facebook.com/CeramicheBrennero>


<https://it.pinterest.com/BrenneroSpA/>

<https://www.instagram.com/ceramichebrennero/>



LUXURY TILES

CERAMICHE BRENNERO S.p.A.
Strada Pavese, 9
46023 Bondeno di Gonzaga (MN) ITALY
Tel. +39 0376 526211
Fax. +39 0376 526231
Fax estero +39 0376 54454

 +39 338 7296425

www.ceramichebrennero.com
www.brennero.com
info@brennero.com

