

NORDIK STONE



FASCINO INFORMALE
Effetto pietra in stile nordeuropeo

INFORMAL ALLURE
A stone look with a Northern European style

NORDIK STONE

FASCINO INFORMALE

Effetto pietra in stile nordeuropeo

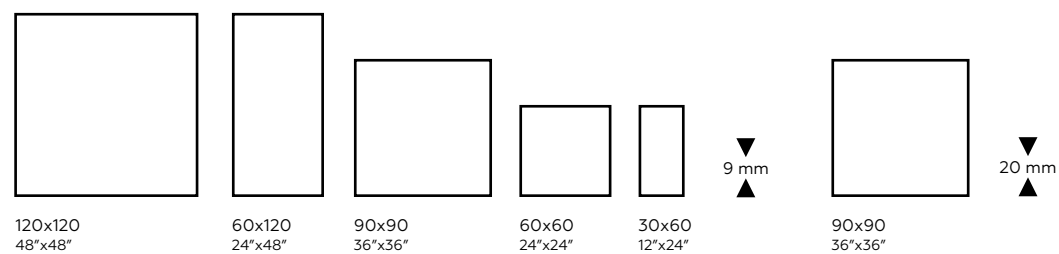
INFORMAL ALLURE

A stone look with a Northern European style

La texture di Nordik Stone si ispira a varietà lapidee sedimentarie, pietre di origine belga e shellstones. La presenza di sottili venature a contrasto, fossili e anticature, ne arricchisce l'aspetto facendone una proposta di gusto rustic-chic, che si sposa con le superfici dal carattere più marcatamente Flaviker, come gli effetti legno, i cementi e i metalli di ispirazione industrial.

COLORS

FORMATI / SIZES



The texture of Nordik Stone is inspired by sedimentary rocks such as Belgian stone and shellstones. The presence of subtle contrasting veins, fossils and antique effects enhances its appearance, giving it a rustic-chic look that fits in well with Flaviker's more characteristic surfaces such as wood, concrete and industrial-inspired metal effects.



Con le collezioni FLAVIKER è possibile personalizzare ogni ambiente, partendo dalle diverse sensazioni materiche offerte dalla gamma. Pietra, legno e lamiera si alternano a superfici di design che richiamano i cementi industriali.

MULTIPLE SENSATIONS

The different material effects available in the FLAVIKER range make these collections ideal for customising any space. Stone, wood and metal alternate with design surfaces reminiscent of industrial concrete.





BLACK



NORDIK STONE BLACK RETT. 60x120





NORDIK STONE BLACK RETT. 60x60, 60x120, DOMINO BLACK 30x120, **NORDIK WOOD** GOLD 20x120





NORDIK STONE BLACK 60X60, 60X120, MOSAICO 30X30
NORDIK WOOD GOLD 20X120, MOSAICO 30X30





X20 NORDIK STONE BLACK 20 MM RETT. 90X90,
X20 NORDIK WOOD BEIGE 20 MM RETT. 30X120, **NORDIK WOOD** BEIGE RETT. 20X120







GREY



NORDIK STONE GREY RETT. 90X90, **X20 NORDIK STONE** GREY 20 MM RETT. 90X90
SUPREME EVO STATUARIO SUPERIOR LUX* 163,5X323



NORDIK STONE GREY RETT. 90X90,
X20 NORDIK STONE GREY 20 MM RETT. 90X90
SUPREME EVO STATUARIO SUPERIOR LUX* 163,5X323 12 MM



X20 NORDIK STONE GREY 20 MM RETT. 90X90



NORDIK STONE GREY RETT. 60X120, ASH RETT. 60X120, MATITA ALLUMINIO BLACK 0,5X120



ASH





NORDIK STONE ASH RETT. 120X120

NORDIK STONE ASH RETT. 30X60, MIX SIZES, 30X60





NORDIK STONE ASH RETT. 60X120,
REBEL LEAD RETT. 120X270





SAND



NORDIK STONE SAND LAPP. 120X120
REBEL BRONZE RETT. 120X270





NORDIK STONE SAND LAPP 120x120
REBEL BRONZE 120x270

NORDIK STONE SAND 60x120, DOMINO SAND 60x120,
NORDIK WOOD BROWN 20x120






NORDIK STONE SAND RETT. 60X60, 30X60


BLACK

±9 mm

120x120 RETT.	0003750	M. 102,00
120x120 LAPP. RETT.	0004213	M. 119,00
60x120 RETT.	0004142	M. 70,00
60x120 LAPP. RETT.	0004216	M. 80,00
90x90 RETT.	0005058	M. 76,50
60x60 RETT.	0004160	M. 53,50
30x60 RETT.	0004346	M. 48,00

30x30









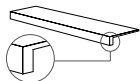







0004837 ±9 mm
MOSAICO BLACK RETT.
M. 104,00 

GRIP R11		±9 mm
60x60 GRIP RETT.	0004896	M. 53,50

FLAVISTONE ±12 mm

163,5x323 NAT.	0005326
-----------------------	----------------

±9 mm

	BATTISCOPIA 	5,5x60
	RETT.	0004891 P. 6,50
	BATTISCOPIA 	5,5x90
	RETT.	0004841 P. 8,00
	BATTISCOPIA 	5,5x120
	LAPP. RETT.	0004861 P. 12,50
	GRADONE PLUS 	32x120x4,5x2
	RETT.	0004845 P. 169,00
	LAPP. RETT.	0004865 P. 179,00
	ANGOLARE PLUS SX 	32x120x4,5x2
	RETT.	0004849 P. 196,00
	LAPP. RETT.	0004869 P. 206,00
	ANGOLARE PLUS DX 	32x120x4,5x2
	RETT.	0004853 P. 196,00
	LAPP. RETT.	0004873 P. 206,00
	GRADONE JOLLY 	40x120x20
	RETT.	0004857 P. 169,00
	LAPP. RETT.	0004877 P. 179,00


60x120


GREY

±9 mm

120x120 RETT.	0003749	M. 102,00
120x120 LAPP. RETT.	0004212	M. 119,00
60x120 RETT.	0004141	M. 70,00
60x120 LAPP. RETT.	0004215	M. 80,00
90x90 RETT.	0005057	M. 76,50
60x60 RETT.	0004159	M. 53,50
30x60 RETT.	0004345	M. 48,00







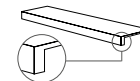





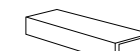

30x30



0004836 ±9 mm
MOSAICO GREY RETT.
M. 104,00 

GRIP R11		±9 mm
60x60 GRIP RETT.	0004895	M. 53,50

±9 mm

	BATTISCOPIA 	5,5x60
	RETT.	0004890 P. 6,50
	BATTISCOPIA 	5,5x90
	RETT.	0004840 P. 8,00
	BATTISCOPIA 	5,5x120
	LAPP. RETT.	0004860 P. 12,50
	GRADONE PLUS 	32x120x4,5x2
	RETT.	0004844 P. 169,00
	LAPP. RETT.	0004864 P. 179,00
	ANGOLARE PLUS SX 	32x120x4,5x2
	RETT.	0004848 P. 196,00
	LAPP. RETT.	0004868 P. 206,00
	ANGOLARE PLUS DX 	32x120x4,5x2
	RETT.	0004852 P. 196,00
	LAPP. RETT.	0004872 P. 206,00
	GRADONE JOLLY 	40x120x20
	RETT.	0004856 P. 169,00
	LAPP. RETT.	0004876 P. 179,00


120x120


ASH

±9 mm

120x120	RETT.	0004829	M. 102,00
120x120	LAPP. RETT.	0004830	M. 119,00
60x120	RETT.	0004832	M. 70,00
60x120	LAPP. RETT.	0004833	M. 80,00
90x90	RETT.	0005060	M. 76,50
60x60	RETT.	0004887	M. 53,50
30x60	RETT.	0004888	M. 48,00

30x30







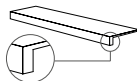





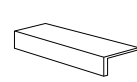



0004839 ±9 mm
MOSAICO BLACK RETT.
M. 104,00 

GRIP R11 ±9 mm

60x60	GRIP RETT.	0004898	M. 53,50
-------	------------	---------	----------

±9 mm

	BATTISCOPA		5,5x60
	RETT.	0004893	P. 6,50
	BATTISCOPA		5,5x90
	RETT.	0004843	P. 8,00
	BATTISCOPA		5,5x120
	LAPP. RETT.	0004863	P. 12,50
	GRADONE PLUS		32x120x4,5x2
	RETT.	0004847	P. 169,00
	LAPP. RETT.	0004867	P. 179,00
	ANGOLARE PLUS SX		32x120x4,5x2
	RETT.	0004851	P. 196,00
	LAPP. RETT.	0004871	P. 206,00
	ANGOLARE PLUS DX		32x120x4,5x2
	RETT.	0004855	P. 196,00
	LAPP. RETT.	0004875	P. 206,00
	GRADONE JOLLY		40x120x20
	RETT.	0004859	P. 169,00
	LAPP. RETT.	0004879	P. 179,00


60x120


SAND

±9 mm

120x120	RETT.	0003751	M. 102,00
120x120	LAPP. RETT.	0004214	M. 119,00
60x120	RETT.	0004143	M. 70,00
60x120	LAPP. RETT.	0004217	M. 80,00
90x90	RETT.	0005059	M. 76,50
60x60	RETT.	0004161	M. 53,50
30x60	RETT.	0004347	M. 48,00

30x30







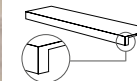

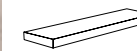

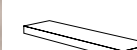

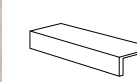



0004838 ±9 mm
MOSAICO GREY RETT.
M. 104,00 

GRIP R11 ±9 mm

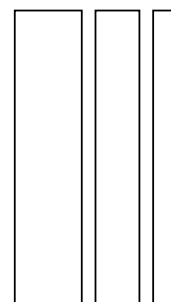
60x60	GRIP RETT.	0004897	M. 53,50
-------	------------	---------	----------

±9 mm

	BATTISCOPA		5,5x60
	RETT.	0004892	P. 6,50
	BATTISCOPA		5,5x90
	RETT.	0004842	P. 8,00
	BATTISCOPA		5,5x120
	LAPP. RETT.	0004862	P. 12,50
	GRADONE PLUS		32x120x4,5x2
	RETT.	0004846	P. 169,00
	LAPP. RETT.	0004866	P. 179,00
	ANGOLARE PLUS SX		32x120x4,5x2
	RETT.	0004850	P. 196,00
	LAPP. RETT.	0004870	P. 206,00
	ANGOLARE PLUS DX		32x120x4,5x2
	RETT.	0004854	P. 196,00
	LAPP. RETT.	0004874	P. 206,00
	GRADONE JOLLY		40x120x20
	RETT.	0004858	P. 169,00
	LAPP. RETT.	0004878	P. 179,00

60x120

NORDIK STONE



30x60 MIX SIZES RETT.

6 pz 6 pz 6 pz
15x60 - 10x60 - 5x60

BLACK RETT.	0005190	M. 78,00
GREY RETT.	0005189	M. 78,00
ASH RETT.	0005192	M. 78,00
SAND RETT.	0005191	M. 78,00

0,5x120 **0000086** Matita Alluminio P. 20,90

0,5x120 **0000087** Matita Alluminio White P. 34,90

0,5x120 **0000088** Matita Alluminio Black P. 34,90

0,5x120 **0000556** Matita Alluminio Rame P. 34,90

0,5x120 **0000557** Matita Alluminio Bronzo P. 34,90

Articoli realizzati in alluminio per l'uso a parete, adatti a raccordare piastrelle di diverso spessore (9 mm / 7 mm).

Aluminium strip for use between wall tiles of different thicknesses (9 mm / 7 mm).

La non perfetta continuità di linee, rilievi o motivi grafici tra piastrelle adiacenti è naturale conseguenza del processo produttivo, pertanto non costituisce un vizio del prodotto

Any variations in graphic designs or textures between adjacent tiles are a natural consequence of the manufacturing process and do not constitute a product defect.

60x120 DOMINO SAND RETT.	0004881	M. 80,00
30x120 DOMINO SAND RETT.	0004883	M. 80,00

60x120 DOMINO BLACK RETT.	0004880	M. 80,00
30x120 DOMINO BLACK RETT.	0004882	M. 80,00

X20 NORDIK STONE 20MM

GRES PORCELLANATO A MASSA COLORATA
FULL BODY COLORED PORCELAIN TILES



90x90
0004236 NORDIK STONE GREY 20 mm RETT.
M. 99,00



90x90
0004237 NORDIK STONE BLACK 20 mm RETT.
M. 99,00

PEZZI SPECIALI / SPECIAL TRIMS

	GREY 20mm	BLACK 20mm
ELEMENTO L 15x90x5 PZ 119,00 2	0004239	0004240
GRIGLIA 18X90 PZ 199,00 4	0004242	0004243
ANG. GRIGLIA SX 18X90 PZ 259,00 4	0004245	0004246
	ANG. GRIGLIA DX 18X90 PZ 259,00 4	0004248



POSA TRADIZIONALE
la posa tradizionale è ideale per la realizzazione di pavimentazioni carrabili.

TRADITIONAL INSTALLATION
traditional installation is ideal for floorings that will be driven over by vehicles.



POSA A SECCO SU GHIAIA
La posa su ghiaia permette il perfetto drenaggio delle acque piovane.

DRY INSTALLATION ON GRAVEL
Installing on gravel enables perfect drainage of rainwater.



POSA A SECCO SU ERBA
La posa diretta su erba permette di creare percorsi e camminamenti integrandosi perfettamente nell'ambiente.

DRY INSTALLATION ON GRASS
Installing directly on top of grass enables the creation of paths and walkways that blend in perfectly with the surroundings.



POSA A SECCO SU SABBIA
La posa su sabbia permette di creare percorsi e camminamenti per spiagge e stabilimenti balneari.

DRY INSTALLATION ON SAND
Installing on top of sand is ideal for creating paths and walkways on beaches and beach bars.



POSA SOPRAELEVATA DA ESTERNO

Il sistema di pavimentazione sopraelevata prevede l'utilizzo di supporti portanti di tipo autolivellante, regolabili oppure fissi che si adattano con semplicità e sicurezza ad ogni tipo di pavimento sottostante. Il sistema permette la realizzazione di piani di posa con altezze variabili, da terra, comprese fra 25 e 270 mm. L'indipendenza della pavimentazione dai supporti garantisce l'assorbimento di eventuali movimenti strutturali. Il sistema sopraelevato non necessita di massetto in cemento e consente una diminuzione del peso sulla struttura portante. Le fughe aperte tra una piastrella ed un'altra consentono un facile deflusso dell'acqua piovana evitando tutti i rischi di accumulo o di ristagno. La presenza dell'intercapedine fra il piano di calpestio e il piano di appoggio favorisce l'aerazione e l'isolamento termico. Questa soluzione permette inoltre il passaggio di impianti e tubazioni nell'intercapedine, e la facile ispezione degli stessi una volta installata la pavimentazione.

OUTDOOR RAISED LAYING SYSTEM

The raised floor system foresees the use of self-levelling, adjustable or fixed load bearing supports that easily adapt to the floor below in total safety. The system is suitable to create laying designs with variable heights from the ground, which range between 25 and 270 mm. The independence of the flooring from the supports guarantees the absorption of any structural movements. The raised system does not require a cement screed and reduces the load on the bearing structure. The open joints between the tiles allow rainwater to easily drain off, avoiding any risk of water accumulation or stagnation. The gap between the tread surface and the support surface favours ventilation and heat insulation. This solution allows for the installation of systems and piping in the gap, which can be easily inspected even once the floor has been installed.




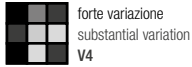
NORDIK STONE

F.to nominale Nominal size	F.to reale (mm) Work size (mm)	Spessore Thickness	Tipologia imballo Type of packing	Lastre/Imballo Slabs/Packing	Pz/Imballo Pcs/Packing	Mq/Scatola Sqm/Box	Kg/Scatola Kg/Box	Scatole/Imballo Box/Packing	Mq totali Sqm total	Kg/Imballo Kg/Packing	Kg totali Kg total
163,5x323 nat	1635x3230	12 mm	Cassa Crate	10	-	-	-	-	51,20	139	1660
163,5x323 nat	1635x3230	12mm	Cavalletto container legno A - frame Container Rack pallet wood A - frame	22	-	-	-	-	112,64	180	3524
163,5x323 nat	1635x3230	12mm	Cavalletto container metallo A - frame Container Rack pallet metal A - frame	22	-	-	-	-	112,64	180	3524
120x120 / 48"x48" rett./lapp.	1194x1194	9 mm	Pallet con sponde Pallet with sides	36	2	2,88	56,16	18	51,84	40	1.051
60x120 / 24"x48" rett./lapp.	596x1194	9 mm	Pallet	60	2	1,44	28,00	30	43,20	20	860
30x120 / 12"x 48" rett.	297x1194	9 mm	Pallet	144	4	1,44	28,00	36	51,84	20	1.028
90x90 / 36"x 36" rett.	895x895	9 mm	Pallet	44	2	1,62	34,00	22	35,64	20	768
60x60 / 24"x24" rett.	596x596	9 mm	Pallet	120	3	1,08	21,20	40	43,20	20	868
30x60 / 12"x24" rett.	297x596	9 mm	Pallet	240	6	1,08	21,20	40	43,20	20	868
90x90 / 36"x36" rett.	896x896	20 mm	Pallet	30	1	0,81	36,60	30	24,30	20	1.118

I pezzi speciali, per effetto delle lavorazioni, possono presentare variazioni di tonalità. Due to working process, special trims may show variations in tonality.
L'unità minima di vendita per tutti gli articoli (fondi, decori e pezzi speciali) è la scatola completa. The minimum sales quantity for all items (plain tiles, decorations and special trims) is one full box.
I dati relativi agli imballi sono aggiornati al momento della stampa del catalogo e pertanto possono subire variazioni nel corso del tempo.
Data referring to packaging have been update at time of printing; the actual data may be slightly different.

GRES PORCELLANATO A MASSA COLORATA FULL BODY COLOURED PORCELAIN TILES

CLASSIFICAZIONE SECONDO NORME UNI EN 14411 (ISO 13006) ALLEGATO G-Gruppo Bla
CLASSIFICATION IN ACCORDANCE WITH UNI EN 14411 (ISO 13006) ANNEX G-Group Bla

PROPRIETÀ FISICO-CHIMICHE PHYSICAL-CHEMICAL PROPERTIES	NORMA NORM	VALORE PRESCRITTO DALLE NORME VALUE PRESCRIBED FROM THE NORMS	VALORE NATURALE NATURAL VALUE	VALORE GRIP X20 GRIP X20 VALUE
RESISTENZA ALLO SCIVOLAMENTO SLIP RESISTANCE	B.C.R.A. C.A.	μ 0,19 SCIVOLOSITÀ PERICOLOSA - DANGEROUSLY SLIPPERY $0,20 < \mu < 0,39$ SCIVOLOSITÀ ECCESSIVA - EXCESSIVELY SLIPPERY $0,40 < \mu < 0,74$ ATTRITO SODDISFACENTE - SATISFACTORY GRIP μ 0,75 ATTRITO ECCELLENTE - EXCELLENT GRIP	>0,40	>0,40
	B.C.R.A. G.B.			
	ASTM C 1028 (S.C.O.F.)	SLIP RESISTANT (> 0,60)	>0,60 DRY >0,60 WET	>0,60 DRY >0,60 WET
	DIN 51130	IN FUNZIONE DELL'AMBIENTE O DELLA ZONA DI LAVORO BASING ON THE ENVIRONMENT OR THE WORKING AREA	R10	R11
	DIN 51097	-	A+B	A+B+C
ANSI A 137-1:2012	$\geq 0,42$	>0,42	>0,42	
VARIAZIONE CROMATICA SHADE VARIATION	V2	   		

FLAVIKER-PI.SA

BRAND OF ABK GROUP INDUSTRIE CERAMICHE S.P.A.
S.S. 569 per Vignola, 226
41014 Solignano di Castelvetro (Mo) Italy
T +39 (0) 59 9752011
F +39 (0) 59 9752010

flavikerpisa.it
#flaviker



THANKS TO

IBRUBINETTI

(P. 28)

La riproduzione dei colori è approssimativa.
Colour reproduction approximate.

19.4



