



Unique

Porcelain tiles

Unique_19,5 * 121,5 T.Oxik


Unique

Porcelain tiles




UNIQUE

UNIQUE



19,5 * 121,5 * 1 cm | 8 * 48"

RECTIFIED	NATURAL
	BN2
UNIQUE	25645



15 * 90 * 1 cm | 6 * 36"

RECTIFIED	NATURAL
	BN27
UNIQUE	25646

T.BARCELOS



19,5 * 19,5 cm | 8 * 8"

RECTIFIED	NATURAL
	P23
T. BARCELOS	25371



T. BARCELOS

T.OXIK



19,5 * 19,5 cm | 8 * 8"

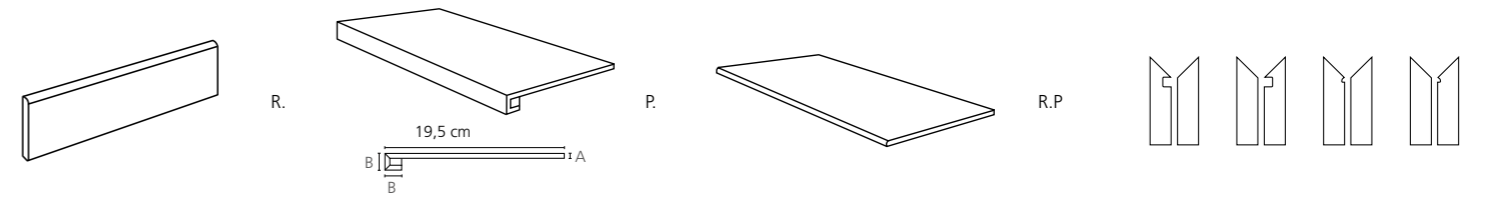
RECTIFIED	NATURAL
	P23
T. OXIK	25372



T. OXIK

PIEZA COMPLEMENTARIA | COMPLEMENTARY PIECE

Rodapie - Skirting	Peldaño técnico - Technical stair - thread	Peldaño romo - Rounded stair - thread	*S.K.I.	*S.K.D.	*Z.R.I.	*Z.R.D.
--------------------	--------------------------------------------	---------------------------------------	---------	---------	---------	---------



8 * 61 cm 3 * 24" P35	19,5 * 121,5 cm 8 * 48" P75 A= 1 cm B= 3 cm	19,5 * 121,5 cm 8 * 48" P77	8 * 30 cm 3 * 12" P51
-------------------------	--------------------------------------------------	-------------------------------	-------------------------

CARACTERÍSTICAS TÉCNICAS | TECHNICAL CHARACTERISTICS

joint	frost proof	versatile	mat/gloss	diferent shades	shade variation	various graphics	various moulds
-------	-------------	-----------	-----------	-----------------	-----------------	------------------	----------------

CARACTERÍSTICAS TÉCNICAS ANTIDESLIZAMIENTO | ANTI-SLIP CHARACTERISTICS

Ensayo Essay	Características Features	Resultado Result
DIN 51130	Ángulo crítico (Pies calzados) Critical angle (footwear)	R9
UNE-ENV 12633	Antideslizamiento (Test del péndulo) Slip resistance (Pendulum test)	Class 1

EMBALAJE | PACKING

(Los pesos aquí reflejados pueden sufrir ligeras variaciones en función del lote de producción. Weights shown here may slightly vary depending on the production lot.)

Formato Sizes	Cajas Boxes			Pallet			Cont./20' 21500 kg.	Cont./20' 24000 kg.
cm	Piezas	m ² / sq.m	kg	Cajas	m ² / sq.m	kg	Tamaño cm aprox.	m ² / sq.m
15 * 90 * 1	7	0,95	21,70	48	45,60	1066	100 * 100 * 75	1026,64
19,5 * 121,5 * 1	4	0,95	22,17	40	38	912	128 * 95 * 55	1000
inch	Units	ft ²	lb	Boxes	ft ²	lb	Sizes inch approx.	ft ²
5 7/8 * 35 7/16 * 3/8	7	10,23	47,84	48	490,84	2350,53	39 3/8 * 39 3/8 * 29 1/2	11050,77
7 11/16 * 47 13/16 * 3/8	4	10,23	48,88	40	409,03	2010,96	50 3/8 * 37 3/8 * 21 5/8	10764