

# SUPREME













## **THE OTHER SIDE OF ELEGANCE**

cinque tipologie di marmo dalla  
grande personalita'.

*five kind of marbles with a strong aesthetic character.*

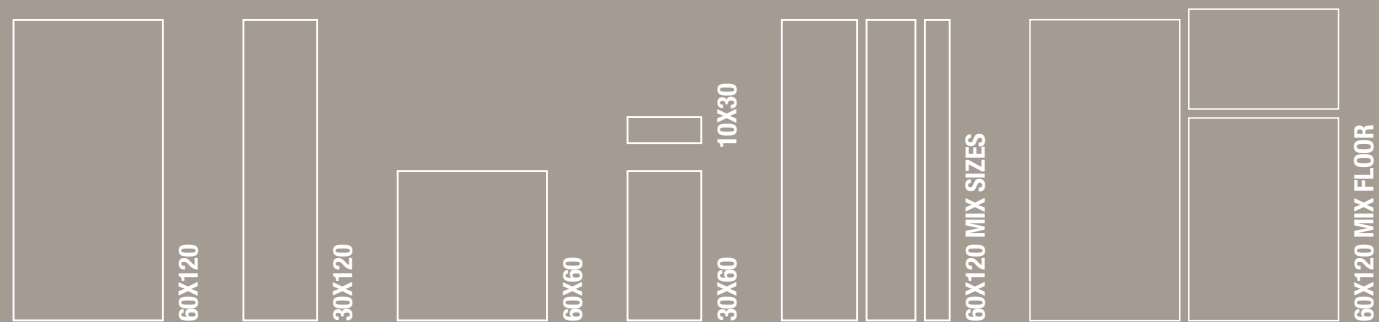
**FLAVIKER**

CONTEMPORARY ECO CERAMICS



**LA CLASSICITÀ DEL MARMO INCONTRA LA MODERNITÀ DEL GRANDE FORMATO:  
SUPREME, UNA NUOVA MATERIA "CROSSOVER" PER PROGETTI RESIDENZIALI  
E PUBBLICI/COMMERCIALI.**


Supreme moltiplica le capacità progettuali ed espressive del marmo, sceglie i grandi formati 60x120, 30x120 e 60x60 rettificati, gli originali mix sizes e mix floor per pose dinamiche, ispirate ai materiali più contemporanei, riuscendo così a cogliere tutta la bellezza e il vigore espressivo della materia.



**THE CLASSICISM OF MARBLE COMBINED WITH THE MODERNITY OF LARGE  
SIZES: SUPREME, A NEW "CROSSOVER" MATERIAL FOR RESIDENTIAL AND PUBLIC/  
COMMERCIAL PROJECTS.**

Supreme multiplies the designing and expressive capacities of marble with its large 60x120, 30x120 and 60x60 ground sizes, true "mix sizes and mix floor" for dynamic installations, inspired to the most contemporary materials, thus catching all the beauty and expressive force of the material.





## SUPERFICI / SURFACES



LUX+

### LUX+

EXTRA GLOSSY  
EXTRA RESISTANT

**+LUCIDO** La finitura LUX+ è in grado di aumentare il livello di lucentezza della superficie fino ad oltre i 100 punti di gloss.

**+RESISTENTE** La finitura LUX+ aumenta la resistenza della superficie alle macchie, e la resistenza all'usura dovuta al calpestio.

**+GLOSSY** The LUX+ finish leaves the surface with a shine measuring up to over 100 gloss points.

**+RESISTANT** The LUX+ finish increases surface resistance to stains and tread wear.

---

SUPERFICIE STRUTTURATA, ANTICATA  
CON UN INCONFONDIBILE EFFETTO DI PATINATURA.

ANTIQUED AND PATINATED WITH A LIGHT RELIEF  
EFFECT SURFACE.

---

SUPERFICIE STRUTTURATA NATURALE  
E NON RIFLETTENTE.

NATURAL WITH A LIGHT RELIEF EFFECT SURFACE  
SOFT AND NON-REFLECTING.



ANTICATO / ANTIQUED



SATINATO / SATIN





MOSAICO HEXAGONE STATUARIO ANTICATO 51X29,2  
BACKSTAGE MOSAICO HEXAGONE ASH 51X29,2  
BACKSTAGE HEXAGONE COLOR MIX 8,5X8,5  
ROYAL STATUARIO RETT. 60X60  
BACKSTAGE ASH RETT. 60X60



SILVER DREAM ANTICATO RETT. 60X120  
ROYAL STATUARIO MIX SIZES ANTICATO 60X120  
COMP. MAGNOLIA MIX SIZES 60X120  
SILVER DREAM RETT. 60X60





ROYAL STATUARIO ANTICATO RETT. 60X120  
 ROYAL STATUARIO MIX SIZES ANTICATO RETT. 60X120  
 DAKOTA TORTORA RESERVE 20X120  
 SILVER DREAM ANTICATO RETT. 60X120  
 SILVER DREAM MIX SIZES ANTICATO RETT. 60X120  
 DAKOTA TORTORA 40X170



SILVER DREAM ANTICATO RETT. 30X120 / 60X120



SILVER DREAM LUX\* 60X120



SUPREME FUSION COLD 60X120  
DEC. LINE FUSION COLD MIX 30X120







EXOTIC BROWN ANTICATO 60X120



EXOTIC BROWN ANTICATO RETT. 60X120  
EXOTIC BROWN MIX SIZES ANTICATO RETT. 60X120  
BACKSTAGE TAN RETT. 60X120  
BACKSTAGE LIST. TAN RETT. 5X120  
BACKSTAGE TAN RETT. 60X60



ONYX PRESTIGE LUX\* 60X120  
ASPEN AVANA LUX\* RETT. 40X170



GOLDEN CALACATTA ANTICATO RETT. 60X120  
GOLDEN CALACATTA ANTICATO RETT. 60X60  
LISTONE RAME 5X60  
ONYX PRESTIGE ANTICATO RETT. 60X120



ONYX PRESTIGE ANTICATO RETT. 60X120



W\_ALL WOOD BEIGE 30X120

SUPREME GOLDEN CALACATTA LUX 60X120



GOLDEN CALACATTA MIX FLOOR ANTICATO RETT. 60X120







GOLDEN CALACATTA ANTICATO RETT. 60X120  
GOLDEN CALACATTA MIX SIZES ANTICATO 60X120  
DECORO SUBLIME RETT. 60X120



SUPREME FUSION HOT 30X120  
DECORO LINE FUSION HOT MIX 30X120  
ONYX PRESTIGE ANTICATO RETT. 30X120  
GOLDEN CALACATTA ANTICATO RETT. 30X120  
DAKOTA NATURALE 20X120





# GOLDEN CALACATTA

**60x120 MIX SIZES RETT.**  
 2 pcs/box 2 pcs/box 2 pcs/box  
 30x120 - 20x120 - 10x120

**60x120**  
  
**SP 6113 P**  
**SP 6113 L**

**30x120**  
  
**SP 3113 P**  
**SP 3113 L**

**60x120 MIX SIZES RETT.**  
 2 pcs/box 2 pcs/box 2 pcs/box  
 30x120 - 20x120 - 10x120

**SP MIP 13** (Anticato)

**60x60**  
  
**SP 6013 R**  
**SP 6013 P**  
**SP 6013 L**

**30x60**  
  
**SP 3613 P**

**10x30**  
  
**SP 1013 P**

R: Rettificato | Rectified  
 P: Anticato | Aged  
 L: Lux\*

**60x120 MIX FLOOR**  
 1 pcs/box 1 pcs/box 1 pcs/box  
 60x120 - 60x80 - 60x40

**SP FLO 13 MIX FLOOR ANTICATO**

**30x30**  
  
**SP MO 133**  
 MOSAICO RETT.  
 (Ant./Lux\*)

**30x30**  
  
**SP MP 131**  
 MOSAICO  
 5x5 RETT. (Ant.)

**51x29,2**  
  
**SP ES 13P**  
 MOSAICO HEXAGON RETT.  
 (Anticato)

Battiscopa 5,5x60   
**SP BP 136** Rett.  
**SP BL 136** Rett.

Gradone Plus 32x120x4,5x2   
**SP RP 132** Rett.  
**SP RL 132** Rett.


Angolare Plus sx 32x120x4,5x2  
**SP RS 13P** (Ant.)  
 Angolare Plus dx 32x120x4,5x2  
**SP RD 13P** (Ant.)


Angolare Plus sx 32x120x4,5x2   
**SP RS 13L** (Lux\*)  
 Angolare Plus dx 32x120x4,5x2  
**SP RD 13L** (Lux\*)



# ONYX PRESTIGE


**60x120 MIX SIZES RETT.**  
 2 pcs/box 2 pcs/box 2 pcs/box  
 30x120 - 20x120 - 10x120


**60x120**  
  
**SP 6134 P**  
**SP 6134 L**


**30x120**  
  
**SP 3134 P**  
**SP 3134 L**

**60x120 MIX SIZES RETT.**  
 2 pcs/box 2 pcs/box 2 pcs/box  
 30x120 - 20x120 - 10x120

**SP MIP 34** (Anticato)


**60x60**  
  
**SP 6034 R**  
**SP 6034 P**  
**SP 6034 L**

**30x60**  
  
**SP 3634 P**



**10x30**  
  
**SP 1034 P**

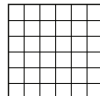

R: Rettificato | Rectified  
 P: Anticato | Aged  
 L: Lux\*



**60x120 MIX FLOOR**  
 1 pcs/box 1 pcs/box 1 pcs/box  
 60x120 - 60x80 - 60x40







**SP FLO 34 MIX FLOOR ANTICATO**


**30x30**  
  
**SP MO 343**  
 MOSAICO RETT.  
 (Ant./Lux\*) 



**30x30**  
  
**SP MP 341**  
 MOSAICO  
 5x5 RETT. (Ant.) 

**51x29,2**  
  
**SP ES 34P**  
 MOSAICO HEXAGON RETT.  
 (Anticato) 

  
 Battiscopa 5,5x60   
**SP BP 346** Rett.  
**SP BL 346** Rett.

  
 Gradone Plus 32x120x4,5x2   
**SP RP 342** Rett.  
**SP RL 342** Rett.

  
 Angolare Plus sx 32x120x4,5x2  
**SP RS 34P** (Ant.)  
 Angolare Plus dx 32x120x4,5x2  
**SP RD 34P** (Ant.)

  
 Angolare Plus sx 32x120x4,5x2   
**SP RS 34L** (Lux\*)  
 Angolare Plus dx 32x120x4,5x2  
**SP RD 34L** (Lux\*)



# EXOTIC BROWN

**60x120 MIX SIZES RETT.**  
 2 pcs/box 2 pcs/box 2 pcs/box  
 30x120 - 20x120 - 10x120

**60x120**  
 SP 6144 P  
 SP 6144 L

**30x120**  
 SP 3144 P  
 SP 3144 L

**60x120 MIX SIZES RETT.**  
 2 pcs/box 2 pcs/box 2 pcs/box  
 30x120 - 20x120 - 10x120

**SP MIP 44** (Anticato)

**60x60**  
 SP 6044 R  
 SP 6044 P  
 SP 6044 L

**30x60**  
 SP 3644 P

**10x30**  
 SP 1044 P

**R:** Rettificato | Rectified  
**P:** Anticato | Aged  
**L:** Lux\*

**60x120 MIX FLOOR**  
 1 pcs/box 1 pcs/box 1 pcs/box  
 60x120 - 60x80 - 60x40

**SP FLO 44 MIX FLOOR ANTICATO**

**30x30**  
 SP MO 443  
 MOSAICO RETT.  
 (Ant./Lux\*)

**30x30**  
 SP MP 441  
 MOSAICO  
 5x5 RETT. (Ant.)

**51x29,2**  
 SP ES 44P  
 MOSAICO HEXAGON RETT.  
 (Anticato)

**Battiscopa 5,5x60**   
**SP BP 446** Rett.  
**SP BL 446** Rett.

**Gradone Plus 32x120x4,5x2**   
**SP RP 442** Rett.  
**SP RL 442** Rett.


**Angolare Plus sx 32x120x4,5x2**  
**SP RS 44P** (Ant.)  
 Angolare Plus dx 32x120x4,5x2  
**SP RD 44P** (Ant.)


**Angolare Plus sx 32x120x4,5x2**   
**SP RS 44L** (Lux\*)  
 Angolare Plus dx 32x120x4,5x2  
**SP RD 44L** (Lux\*)

# SILVER DREAM




**60x120 MIX SIZES RETT.**  
 2 pcs/box 2 pcs/box 2 pcs/box  
 30x120 - 20x120 - 10x120


**60x120**  
  
**SP 6122 P**  
**SP 6122 L**


**30x120**  
  
**SP 3122 P**  
**SP 3122 L**

**60x120 MIX SIZES RETT.**  
 2 pcs/box 2 pcs/box 2 pcs/box  
 30x120 - 20x120 - 10x120

**SP MIP 22** (Anticato)



**60x60**  
  
**SP 6022 R**  
**SP 6022 P**  
**SP 6022 L**



**30x60**  
  
**SP 3622 P**



**10x30**  
  
**SP 1022 P**


**60x120 MIX FLOOR**  
 1 pcs/box 1 pcs/box 1 pcs/box  
 60x120 - 60x80 - 60x40


**SP FLO 22 MIX FLOOR ANTICATO**

**30x30**  
  
**SP MO 223**  
 MOSAICO RETT.  
 (Ant./Lux\*) 


**30x30**  
  
**SP MP 221**  
 MOSAICO  
 5x5 RETT. (Ant.) 

**51x29,2**  
  
**SP ES 22P**  
 MOSAICO HEXAGON RETT.  
 (Anticato) 

**Battiscopa 5,5x60**   
**SP BP 226 Rett.**  
**SP BL 226 Rett.**

**Gradone Plus 32x120x4,5x2**   
**SP RP 222 Rett.**  
**SP RL 222 Rett.**

**Angolare Plus sx 32x120x4,5x2**  
**SP RS 22P** (Ant.)  
 Angolare Plus dx 32x120x4,5x2  
**SP RD 22P** (Ant.)


**Angolare Plus sx 32x120x4,5x2**   
**SP RS 22L** (Lux\*)  
 Angolare Plus dx 32x120x4,5x2  
**SP RD 22L** (Lux\*)


**R: Rettificato | Rectified**  
**P: Anticato | Aged**  
**L: Lux\***



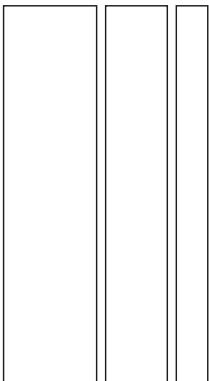
# ROYAL STATUARIO


**60x120 MIX SIZES RETT.**  
 2 pcs/box 2 pcs/box 2 pcs/box  
 30x120 - 20x120 - 10x120


**60x120**  
  
**SP 6110 P**  
**SP 6110 L**


**30x120**  
  
**SP 3110 P**  
**SP 3110 L**

**60x120 MIX SIZES RETT.**  
 2 pcs/box 2 pcs/box 2 pcs/box  
 30x120 - 20x120 - 10x120

**SP MIP 10** (Anticato)  



**60x60**  
  
**SP 6010 R**  
**SP 6010 P**  
**SP 6010 L**

**30x60**  
  
**SP 3610 P**



**10x30**  
  
**SP 1010 P**

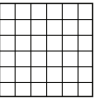

R: Rettificato | Rectified  
 P: Anticato | Aged  
 L: Lux\*



**60x120 MIX FLOOR**  
 1 pcs/box 1 pcs/box 1 pcs/box  
 60x120 - 60x80 - 60x40







**SP FLO 10** MIX FLOOR ANTICATO


**30x30**  
  
**SP MO 103**  
 MOSAICO RETT.  
 (Ant./Lux\*) 



**30x30**  
  
**SP MP 101**  
 MOSAICO  
 5x5 RETT. (Ant.) 

**51x29,2**  
  
**SP ES 10P**  
 MOSAICO HEXAGON RETT.  
 (Anticato) 

  
 Battiscopa 5,5x60   
**SP BP 106** Rett.  
**SP BL 106** Rett.

  
 Gradone Plus 32x120x4,5x2   
**SP RP 102** Rett.  
**SP RL 102** Rett.

  
 Angolare Plus sx 32x120x4,5x2  
**SP RS 10P** (Ant.)  
 Angolare Plus dx 32x120x4,5x2  
**SP RD 10P** (Ant.)

  
 Angolare Plus sx 32x120x4,5x2   
**SP RS 10L** (Lux\*)  
 Angolare Plus dx 32x120x4,5x2  
**SP RD 10L** (Lux\*)

## FRAME



60x60  
**SP 6010 D FRAME**  
ROYAL STATUARIO/BACKSTAGE ASH RETT.  
**SP 6010 DP FRAME**  
ROYAL STATUARIO/BACKSTAGE ASH ANTICATO



## STRIPE



60x60  
**SP 6013 D STRIPE**  
GOLDEN CALACATTA/DAKOTA NATURALE RETT.  
**SP 6013 DP STRIPE**  
GOLDEN CALACATTA/DAKOTA NATURALE ANTICATO



STRIPE posa 1



STRIPE posa 2



STRIPE posa 3



La non perfetta continuità di linee, rilievi o motivi grafici tra piastrelle adiacenti è naturale conseguenza del processo produttivo, pertanto non costituisce un vizio del prodotto.

Any variations in graphic designs or textures between adjacent tiles are a natural consequence of the manufacturing process and do not constitute a product defect.

# DECORS



60x120  
**SP DI 101**  
DECORO MAGNOLIA



60x120  
**SP DI 102**  
COMP. MAGNOLIA MIX SIZES



60x120  
**SP DI 133**  
DECORO SUBLIME



60x120  
**SP DI 134**  
COMP. SUBLIME MIX SIZES



5x120  
**DK DP 301** LIST. DAKOTA AVANA RESERVE



5x120  
**BK DP 132** LIST. BACKSTAGE BISQUE



5x120  
**AN DL 222** LIST. ASPEN GREY LUX\*



5x120  
**DK DP 131** LIST. DAKOTA NATURALE RESERVE



5x120  
**BK DP 302** LIST. BACKSTAGE TAN



5x120  
**AN DL 132** LIST. ASPEN NATURAL LUX\*



5x120  
**DK DP 231** LIST. DAKOTA TORTORA RESERVE



5x120  
**BK DP 442** LIST. BACKSTAGE SPICY



5x120  
**AN DL 302** LIST. ASPEN HAVANA LUX\*



6x30  
**DK DF 301** FASCIA  
DAKOTA AVANA



6x30  
**DK DF 131** FASCIA  
DAKOTA NATURALE



6x30  
**DK DF 231** FASCIA  
DAKOTA TORTORA



5x120  
**BK DP 222** LIST. BACKSTAGE ASH



5x120  
**BK DP 232** LIST. BACKSTAGE GRAPHITE



8,5x8,5  
**BK DE 222** HEXAGON COLOR MIX4



8,5x8,5  
**BK DE 232** HEXAGON TEXTURE MIX4




5x60  
**SP DP 001** LISTONE RAME



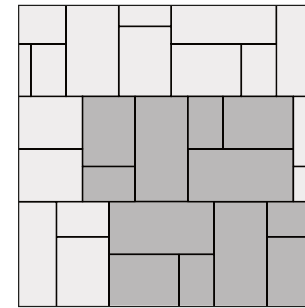
5x60  
**SP DP 002** LISTONE NICHEL



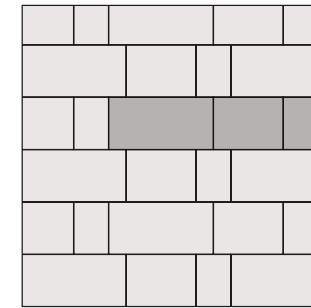
## MIX FLOOR SCHEMI DI POSA / INSTALLATION PATTERNS



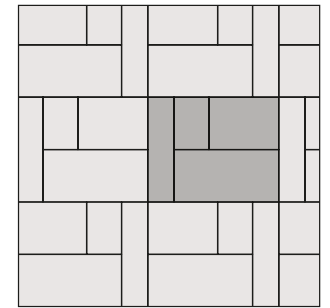
**60x120 MIX FLOOR** 80%  
**60x60** 20%



**60x120 MIX FLOOR** 100%



**60x120 MIX FLOOR** 100%



**60x120 MIX FLOOR** 80%  
**30x120** 20%

**CARATTERISTICHE**

Wall&Porcelain nasce come evoluzione della ceramica da rivestimento tradizionale e allo stesso tempo riprende qualità tipiche del gres porcellanato, pur senza averne i limiti. È possibile produrre in W&P lastre ceramiche rettificate di grande formato, fino a 60x120 cm (tecnicamente non realizzabili in bicottura o monoporosa), leggere, maneggevoli, perfettamente planari, più facili da posare, lavorare e tagliare rispetto al gres, pratiche come i rivestimenti classici, ma inalterabili nel tempo e senza difetti post posa. W&P, oltre ad unire qualità tecniche di prodotto e praticità d'uso, incontra il design e permette di realizzare proposte sempre nuove e diversificate, in linea con le ultime tendenze e facilmente coordinabili con i pavimenti in gamma. Ispirazioni che spaziano dai wallpaper, fino alle superfici strutturate e 3D, per utilizzi molto diversi, ideali per la progettazione di tutti gli ambienti interni.

**CHARACTERISTICS**

Wall&Porcelain combines the qualities of conventional ceramic wall tiles with those of porcelain tiles while avoiding their respective limitations. W&P can be used to produce large-format rectified ceramic panels up to 60x120 cm in size (not technically possible for double-fired or monoporous tiles). These panels are lightweight, easy to handle and perfectly flat. They are easier to install, work with and cut than porcelain and are just as practical as conventional wall tiles while also being supremely durable and free of post-installation defects. But along with technical qualities and practicality of use, W&P also attains a high level of design and can create ever new and diversified offerings that follow the latest trends and coordinate easily with the floor tiles in the range. The tiles draw inspiration from a range of sources including wallpapers and textured and 3D surfaces and are suitable for all interior applications.

9 mm 



60x120  
**SP 6122 W** SUPREME FUSION COLD



60x120  
**SP 6134 W** SUPREME FUSION HOT



30x120  
**SP 3122 W** SUPREME FUSION COLD




30x120  
**SP 3134 W** SUPREME FUSION HOT



30x120  
**SP DI 22 W** DEC. LINE MIX COLD RETT. 



30x120  
**SP DI 34 W** DEC. LINE MIX HOT RETT. 



30x60  
**SP 3622 W**  
SUPREME FUSION COLD RETT.










30x60  
**SP 3634 W**  
SUPREME FUSION HOT RETT.

**CARATTERISTICHE TECNICHE**

TECHNICAL CHARACTERISTIC

PROPRIETÀ FISICO - CHIMICHE PHYSICAL - CHEMICAL PROPERTIES	NORMA NORM	GRES PORCELLANATO PORCELAIN TILES	PASTA BIANCA DA RIVESTIMENTO W&P W&P WHITE BODY WALL TILES	PASTA BIANCA DA RIVESTIMENTO WHITE BODY WALL TILES
LUNGH. E LARGH. DIMENSIONE MEDIA DI OGNI PIASTRELLA LENGTH AND WIDTH OF THE AVERAGE-SIZES TILES	UNI EN ISO 10545/2	± 0,5%	<b>solo Rettificato</b> only Rectified	l ≤ 12 cm: 0,5% l > 12 cm: 0,3%
SPESSORE THICKNESS	UNI EN ISO 10545/2	± 5,0%	<b>± 5,0%</b>	± 10%
RETTILINEARITÀ SPIGOLI WARPAGES OF EDGES	UNI EN ISO 10545/2	± 0,5%	<b>± 0,3%</b>	± 0,3%
ORTOGONALITÀ WEDGING	UNI EN ISO 10545/2	± 0,6%	<b>± 0,5%</b>	± 0,5%
PLANARITÀ FLATNESS	UNI EN ISO 10545/2	+ 0,5%	<b>± 0,3%</b>	+ 0,5% - 0,3%
ASSORBIMENTO D'ACQUA WATER ABSORPTION	UNI EN ISO 10545/3	E ≤ 0,5%	<b>6% &lt; E 10%</b>	> 10%
RESISTENZA ALLA FLESSIONE BENDING STRENGTH	UNI EN ISO 10545/4	≥ 35 N/mm <sup>2</sup>	<b>30 N/mm<sup>2</sup></b>	per spessore ≥ 7,5 mm > 15 N/mm <sup>2</sup> per spessore < 7,5 mm > 12 N/mm <sup>2</sup>
FORZA DI ROTTURA BREAKING STRENGT	UNI EN ISO 10545/4	per spessore ≥ 7,5 mm ≥ 1300 N per spessore < 7,5 mm ≥ 700 N	<b>&gt; 700 N</b>	-
RESISTENZA AGLI SBALZI TERMICI THERMAL SHOCK RESISTANCE	UNI EN ISO 10545/9	RICHIESTA REQUIRED	<b>CONFORME</b> ACCORDING	RICHIESTA REQUIRED
RESISTENZA AL GELO FROST RESISTANCE	UNI EN ISO 10545/12	RICHIESTA REQUIRED	<b>NON RICHIESTA</b> NOT REQUIRED	NON RICHIESTA NOT REQUIRED
RESISTENZA ALLE MACCHIE RESISTANCE TO STAINING	UNI EN ISO 10545/14	GL ≥ MINIMO CLASSE 3	<b>GL MINIMO CLASSE 3</b>	CLASSE 3 MINIMO CLASS 3 MINIMUM
DILATAZIONE DELL'UMIDITÀ MOISTURE EXPANSION	UNI EN ISO 10545-10	≤ 0,1 (mm/m)	<b>0,1 (mm/m)</b>	≤ 0,3 (mm/m)

formato nominale nominal sizes	formato reale rettificato real rectified size	thickness 	pcs/box 	mq/box 	kg/box 	box/pallet 	mq/pallet 	kg/pallet 
60x120 W&P	59,6x119,4	9	2	1,44	26,20	26	37,44	722
30x120 W&P	29,7x119,4	9	4	1,44	26,20	36	51,84	983

I dati relativi agli imballi sono aggiornati al momento della stampa del catalogo e pertanto possono subire variazioni nel corso del tempo. Data referring to packaging have been update at time of printing; the actual data may be slightly different.

L'unità minima di vendita per tutti gli articoli (fondi, decori e pezzi speciali) è la scatola completa.

The minimum sales quantity for all items (plain tiles, decorations and special trims) is one full box.

I pezzi speciali, per effetto delle lavorazioni, possono presentare variazioni di tonalità.

Due to working process, special trims may show variations in tonality.







# TECHNOLOGY

## GRES PORCELLANATO A MASSA COLORATA FULL BODY COLOURED PORCELAIN STONEWARE

CLASSIFICAZIONE SECONDO NORME UNI EN 14411 (ISO 13006) ALLEGATO G-Gruppo Bla  
CLASSIFICATION IN ACCORDANCE WITH UNI EN 14411 (ISO 13006) ANNEX G-Group Bla

PROPRIETÀ FISICO-CHIMICHE PHYSICAL-CHEMICAL PROPERTIES	NORMA NORM	VALORE PRESCRITTO DALLE NORME VALUE PRESCRIBED FROM THE NORMS	VALORE FLAVIKER FLAVIKER VALUE NATURALE
RESISTENZA ALLO SCIVOLAMENTO SLIP RESISTANCE	B.C.R.A. C.A.	$\mu$ 0,19 SCIVOLOSITÀ PERICOLOSA - DANGEROUSLY SLIPPERY 0,20 < $\mu$ < 0,39 SCIVOLOSITÀ ECCESSIVA - EXCESSIVELY SLIPPERY 0,40 < $\mu$ < 0,74 ATTRITO SODDISFACENTE - SATISFACTORY GRIP $\mu$ 0,75 ATTRITO ECCELLENTE - EXCELLENT GRIP	>0,40
	B.C.R.A. G.B.		
	ASTM C 1028 (S.C.O.F.)	SLIP RESISTANT (> 0,60)	>0,60 DRY >0,60 WET
	DIN 51130	IN FUNZIONE DELL'AMBIENTE O DELLA ZONA DI LAVORO BASING ON THE ENVIRONMENT OR THE WORKING AREA	R10
	DIN 51097	-	A
	ANSI A 137-1:2012	≥ 0,42	>0,42

VARIAZIONE CROMATICA SHADE VARIATION	V3	 aspetto uniforme uniform appearance V1	 lieve variazione slight variation V2	 moderata variazione moderate variation V3	 forte variazione substantial variation V4
---	----	--	--	--	---

F.to nominale Nominal size	F.to reale (mm) Real size (mm)	Spessore Thickness	Pz/Scatola Pcs/Box	Mq/Scatola Sqm/Box	Kg/Scatola Kg/Box	Scatole/Imballo Box/Packing	Mq totali Sqm total	Kg totali Kg total
60x120 / 24"x48"	596x1194	9	2	1,44	27,20	26	37,44	748
60x120 / 24"x48" MIX WALL	-	9	2	1,44	27,20	26	37,44	748
30x120 / 12"x48"	297x1194	9	4	1,44	27,20	18	25,92	509
60x120 / 24"x48" MIX FLOOR	-	9	2	1,44	27,20	26	37,44	748
60x60 / 24"x24"	596x596	9	3	1,08	21,20	40	43,20	868
30x60 / 12"x24"	297x596	9	6	1,08	21,20	40	43,20	868
10x30 / 4"x12"	97,6x297	9	18	0,54	11,60	64	34,56	763

I pezzi speciali, per effetto delle lavorazioni, possono presentare variazioni di tonalità. Due to working process, special trims may show variations in tonality.

L'unità minima di vendita per tutti gli articoli (fondi, decori e pezzi speciali) è la scatola completa. The minimum sales quantity for all items (plain tiles, decorations and special trims) is one full box.

I dati relativi agli imballi sono aggiornati al momento della stampa del catalogo e pertanto possono subire variazioni nel corso del tempo.

Data referring to packaging have been update at time of printing; the actual data may be slightly different.

**FLAVIKER-PI.SA**

S.S. 569 per Vignola, 226  
41014 Solignano di Castelvetro (Mo) Italy  
T +39 (0) 59 9752011  
F +39 (0) 59 9752010

[flavikerpisa.it](http://flavikerpisa.it)  
#flaviker



La riproduzione dei colori è approssimativa.  
Colour reproduction approximate.

17.5



