



B L E N D

ABK

EMOZIONI IN SUPERFICIE

B L E N D

LA CONTAMINAZIONE CHE FA STILE
THE STYLISTIC POWER OF CONTRASTS

ABK
EMOZIONI IN SUPERFICIE

BLEND

L'EFFETTO INDUSTRIALE DEL CEMENTO
INCONTRA LE TEXTURE POLICROME
DEI TERRAZZI VENEZIANI,
IN UN MIX COMPOSITIVO
DECISAMENTE CONTEMPORANEO.

THE INDUSTRIAL LOOK OF CONCRETE
MEETS THE MULTICOLOURED TEXTURES
OF TERRAZZO IN A DECIDEDLY
CONTEMPORARY COMPOSITIONAL MIX.



CONCRETE MOON




CONCRETE ASH



CONCRETE GREY




CONCRETE IRON



DOTS TAUPE



DOTS GREY



DOTS MULTIWHITE



DOTS MULTIBLACK



BLEND

MATCHING MATERIALS.

Attraverso le molteplici ispirazioni offerte dalla gamma ABK, è possibile personalizzare ogni ambiente donandogli una sensazione materica sempre differente.

Cemento, legno, metallo, pattern decorativi e tinte unite si combinano sapientemente tra loro, dando vita a sorprendenti contaminazioni stilistiche per architetture estremamente contemporanee.

The many inspirations behind the ABK range can be used to customise any space and create constantly changing material effects.

Concrete, wood, metal, decorative pattern and solid colors are skilfully combined to create a surprising crossover style ideal for highly contemporary architectural solutions.



BLEND + PLAY



BLEND + INTERNO 9



BLEND + ECO CHIC



BLEND + CHROME

CONTENT.

CONCRETE GREY
P 6

DOTS MULTIWHITE
P 34

CONCRETE ASH
P 14

DOTS MULTIBLACK
P 38

CONCRETE IRON
P 22

DOTS GREY
P 42

CONCRETE MOON
P 28

DOTS TAUPE
P 46

CONCRETE GREY.



FLOOR
Blend Grey 60x120 rett, Blend Concrete Grey Combo 60x120 rett





WALL
Play Drops Multiblack 20x20
FLOOR
Blend Concrete Grey 60x120 rett, Blend Concrete Grey Combo 60x120 rett

FLOOR
Blend Concrete Grey 60x120 rett, Blend Concrete Grey Combo 60x120 rett



WALL
Blend Concrete Grey 120x278, Blend Combo Grey 60x120
Chrome White Soft 120x278


FLOOR
Blend Concrete Grey 60x60

bath design - WASHBASIN AND VANITY TOP
Chrome White Soft 120x278



OUTDOOR FLOOR
OUT.20 Blend Concrete Grey 20 MM 60x120, Blend Concrete Grey Elemento L

CONCRETE ASH.



WALL
Blend Concrete Ash 120x278 rett





WALL
Blend Concrete Ash 120x278 rett, Play Concrete Design B 20x20

FLOOR
Blend Concrete Ash 60x120 rett




WALL
Wide&Style Rainbow Lampone 120x278

FLOOR
Blend Concrete Ash 60x60, Play Concrete Retro Mix 20x20



FLOOR
Blend Concrete Ash 60x60, Play Concrete Retro Mix 20x20



OUTDOOR FLOOR
OUT.20 Blend Concrete Ash 60x120 20 MM

CONCRETE IRON.



FLOOR
Blend Concrete Iron 120x120

ABKSTONE - TABLE AND FIREPLACE
Interno 9 Rust 163,5x323





WALL
Wide&Style Rainbow Salvia 120x278

FLOOR
Blend Concrete Iron 120x120

ABKSTONE - TABLE AND FIREPLACE
Interno 9 Rust 163,5x323



WALL
Blend Iron 60x120, Play Drops Multiwhite 20x20

SHOWER
Wide&Style Rainbow Bosco 120x278

FLOOR
Eco-chic Naturale 20x120



WALL
Blend Concrete Iron 120x278
Blend Concrete Ash 120x278
Wide&Style Woods 120x278

FLOOR
Blend Concrete Iron Grip 60x60



WALL
Blend Concrete Iron 60x120
Blend Dots Taupe 60x120

FLOOR
Blend Concrete Iron 60x60

CONCRETE MOON.



FLOOR
Blend Concrete Moon 90x90





FLOOR
Blend Concrete Moon 90x90



FLOOR
Blend Concrete Moon 90x90



WALL
Blend Concrete Moon 60x120, Blend Dots Multiwhite 60x120,
Atlantis List Senape 5x60

FLOOR
Blend Concrete Moon 60x60

DOTS MULTIWHITE.



FLOOR
Blend Dots Multiwhite 90x90 lapp





FLOOR
Blend Dots Multiwhite 90x90 lapp



WALL
Blend Dots Multiwhite 60x120

FLOOR
Blend Dots Multiwhite 60x60

bath design - PEDESTAL MOUNTED WASHBASIN
Blend Concrete grey 120x278



WALL
Blend Dots Multiwhite 60x120
Blend Dots Multiblack 60x120

FLOOR
Blend Dots Multiwhite 60x120

DOTS MULTIBLACK.



WALL

Blend Dots Multiblack 60x120, Wide&Style Rainbow Senape 120x278

FLOOR

Blend Concrete Iron 60x120

ABKSTONE- WASHBASIN

Interno 9 Rust 163,5x323





FLOOR
Blend Dots Multiblack 90x90 rett

ABKSTONE - TABLE AND BAR CABINET
White Lux 163,5x323



DOTS GREY.



WALL
Blend Dots Grey 60x120, Blend Concrete Ash 60x120,
Matita Alluminio Bronzo 0,5x120

FLOOR
Eco Chic Avana 20x120





FLOOR
Blend Dots Grey 60x120 rett.

DOTS TAUPE.



FLOOR
Blend Dots Taupe 90x90 rett





WALL
Sensi Gems Taj Mahal 160x320 soft

FLOOR
Blend Dots Taupe 90x90 rett.



WALL
Sensi Gems Taj Mahal 160x320 soft

FLOOR
Blend Dots Taupe 90x90 rett.











WALL
Blend Dots Taupe 60x120 rett,
Lab 325 Base Pearl 60x120

FLOOR
Eco Chic Avana 20x120

BLEND

CONTENT

									
	▼ ▲	CONCRETE GREY	CONCRETE ASH	CONCRETE IRON	CONCRETE MOON	DOTS MULTIWHITE	DOTS MULTIBLACK	DOTS GREY	DOTS TAUPE
120x278 48"x111" rett.	6	•	•	•	•				
120x120 48"x48" rett.	9	•	•	•	•				
60x120 24"x48" rett.	9	•	•	•	•	•	•	•	•
90x90 36"x36" rett.	9	•	•	•	•	•	•	•	•
90x90 36"x36" lapp	9					•	•	•	•
60x60 24"x24" rett.	9	•	•	•	•	•	•	•	•
30x60 12"x24" rett.	9	•	•	•	•	•	•	•	•
60x60 24"x24" grip R11	9	•	•	•	•				
60x120 24"x48" rett. R11	20	•	•						

Nei formati a spessore 9 mm BLEND presenta l'innovativa superficie P.TECH, che migliora le performance antiscivolo dei pavimenti mantenendo una finitura estremamente piacevole al tatto.
For sizes with a 9 mm thickness, BLEND is presenting the innovative P.TECH surface which improves non-slip performance of floors while maintaining a finish with an extremely pleasant touch.

BLEND

CONCRETE GREY

* 120x278 rett.	0008054	F 102,50
120x120 rett.	0005794	F 74,50
60x120 rett.	0005798	F 56,90
90x90 rett.	0005806	F 58,50
60x60 rett.	0005816	F 47,90
30x60 rett.	0008259	F 44,50

▼
6 mm
▲

▼
9 mm
▲



CONCRETE ASH

* 120x278 rett.	0008053	F 102,50
120x120 rett.	0005793	F 74,50
60x120 rett.	0005797	F 56,90
90x90 rett.	0005805	F 58,50
60x60 rett.	0005815	F 47,90
30x60 rett.	0008258	F 44,50

▼
6 mm
▲

▼
9 mm
▲



* Fino ad esaurimento scorte l'art verrà consegnato nel formato 120x270.
The item will be delivered in 120x270 size until stocks are exhausted.

CONCRETE IRON

* 120x278 rett.	0008055	F 102,50
120x120 rett.	0005795	F 74,50
60x120 rett.	0005799	F 56,90
90x90 rett.	0005807	F 58,50
60x60 rett.	0005817	F 47,90
30x60 rett.	0008260	F 44,50

▼
6 mm
▲

▼
9 mm
▲



CONCRETE MOON

* 120x278 rett.	0008052	F 102,50
120x120 rett.	0005792	F 74,50
60x120 rett.	0005796	F 56,90
90x90 rett.	0005804	F 58,50
60x60 rett.	0005814	F 47,90
30x60 rett.	0008257	F 44,50

▼
6 mm
▲

▼
9 mm
▲



* Fino ad esaurimento scorte l'art verrà consegnato nel formato 120x270.
The item will be delivered in 120x270 size until stocks are exhausted.

BLEND

DOTS MULTIWHITE

60x120 rett.	0006703	F 56,90
90x90 rett.	0005828	F 58,50
90x90 lapp.	0005832	F 69,50
60x60 rett.	0006711	F 47,90
30x60 rett.	0008025	F 44,50

9 mm



DOTS MULTIBLACK

60x120 rett.	0006704	F 56,90
90x90 rett.	0005829	F 58,50
90x90 lapp.	0005833	F 69,50
60x60 rett.	0006712	F 47,90
30x60 rett.	0008026	F 44,50


9 mm



DOTS GREY

60x120 rett.	0006702	F 56,90
90x90 rett.	0005827	F 58,50
90x90 lapp.	0005831	F 69,50
60x60 rett.	0006710	F 47,90
30x60 rett.	0008024	F 44,50

9 mm



DOTS TAUPE

60x120 rett.	0006701	F 56,90
90x90 rett.	0005826	F 58,50
90x90 lapp.	0005830	F 69,50
60x60 rett.	0006709	F 47,90
30x60 rett.	0008023	F 44,50

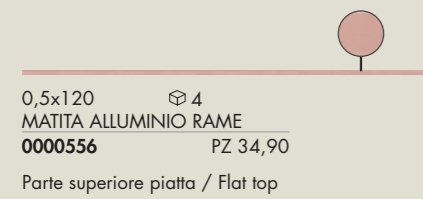
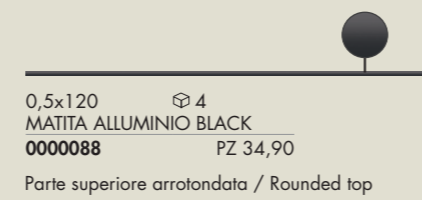
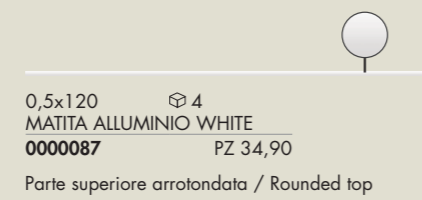
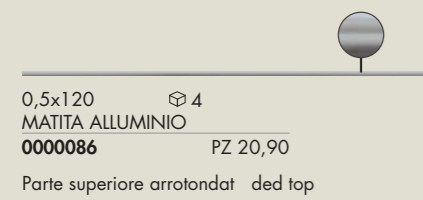
9 mm



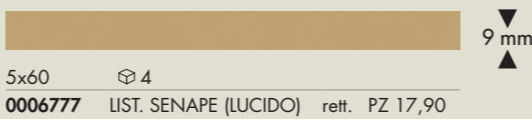
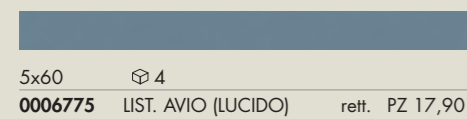
BLEND

CONCRETE GREY COMBO


120x120 rett.	0006691	F 77,50
60x120 rett.	0006692	F 60,50



Articoli realizzati in alluminio per l'uso a parete, adatti a raccordare piastrelle di diverso spessore (9 mm / 7 mm).
Aluminium strip for use between wall tiles of different thicknesses (9 mm / 7 mm).



MATCHING WITH SOLID COLOURS



* 120x278

0008044	CHROME WHITE SOFT	rett. F 113,50
0008047	CHROME WHITE LUX	rett. F 130,90

* 120x278

0008045	CHROME BLACK SOFT	rett. F 113,50
----------------	-------------------	----------------

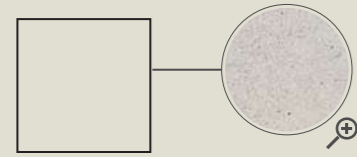
* Fino ad esaurimento scorte l'art verrà consegnato nel formato 120x270.
The item will be delivered in 120x270 size until stocks are exhausted.

PEZZI SPECIALI / SPECIAL TRIMS

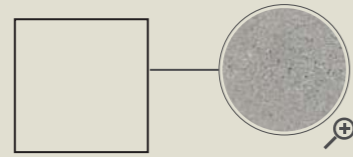
		CONCRETE GREY	CONCRETE ASH	CONCRETE IRON	CONCRETE MOON	DOTS MULTIWHITE	DOTS MULTIBLACK	DOTS GREY	DOTS TAUPE
	BATTISCOPA lapp. 5,5x90 PZ 10,90 \varnothing 8	-	-	-	-	0006994	0006995	0006993	0006992
	BATTISCOPA rett. 5,5x60 PZ 7,90 \varnothing 10	0006966	0006965	0006967	0006964	0006970	0006971	0006969	0006968
	BATTISCOPA rett. 5,5x120 PZ 10,90 \varnothing 6	0006946	0006945	0006947	0006944	0006974	0006975	0006973	0006972
	GRADONE TOP rett. 32x120x4,5x2 PZ 172,90 \varnothing 1	0006950	0006949	0006951	0006948	0006978	0006979	0006977	0006976
	ANGOLARE SX rett. 32x120x4,5x2 PZ 198,90 \varnothing 1	0006954	0006953	0006955	0006952	0006982	0006983	0006981	0006980
	ANGOLARE DX rett. 32x120x4,5x2 PZ 198,90 \varnothing 1	0006958	0006957	0006959	0006956	0006986	0006987	0006985	0006984
	GRADONE JOLLY rett. 40x120x20 PZ 172,90 \varnothing 1	0006962	0006961	0006963	0006960	0006990	0006991	0006989	0006988

BLEND

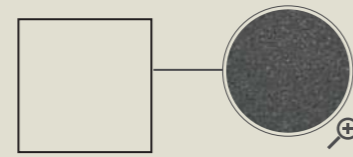
OUTDOOR R11 9 mm



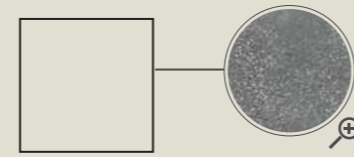
60x60 ☉ 3
CONCRETE MOON GRIP
0006695 rett. F 49,50



60x60 ☉ 3
CONCRETE ASH GRIP
0005820 rett. F 49,50

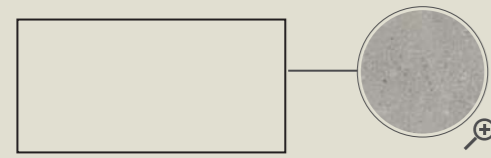


60x60 ☉ 3
CONCRETE IRON GRIP
0006696 rett. F 49,50

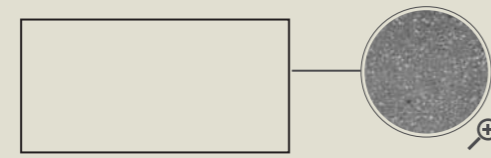


60x60 ☉ 3
CONCRETE GREY GRIP
0005821 rett. F 49,50

OUT.20 R11 20 mm



60x120 ☉ 1
CONCRETE ASH 20 rett
0007024 F 81,50



60x120 ☉ 1
CONCRETE GREY 20 rett
0007025 F 81,50

PEZZI SPECIALI / SPECIAL TRIMS 20 mm

	CONCRETE GREY	CONCRETE ASH
 ELEMENTO L 15x60x5 PZ 88,90 ☉ 2	0007027	0007026
 ELEMENTO L GRIP 15x60x5 PZ 99,90 ☉ 2	0007029	0007028
 GRIGLIA 15x60 PZ 168,90 ☉ 4	0007031	0007030
 ANG. GRIGLIA SX 15x60 PZ 228,90 ☉ 4 ANG. GRIGLIA DX 15x60 PZ 228,90 ☉ 4	0007033	0007032
	0007035	0007034

IMBALLI PACKAGING





F.to nominale Nominal size	Finitura Finish	Spessore Thickness	F.to reale (mm) Work size (mm)	Imballo Packing	Pz/Scat. Pcs/Box	Mq/Scat. Sqm/Box	Kg/Scat. Kg/Box	Scat./Imb. Box/Packing	Pz Totali Pcs Total	Mq totale Sqm total	Kg Imb. Kg Packing	Kg Totali Kg Total
120x278 48"x111"	rett.	6	1194x2780	Cassa Crate	-	-	-	-	20	66,80	95	1.100
				Cavalletto Rack pallet	-	-	-	-	36	120,24	120	1.930
				Cavalletto container Container Rack pallet	-	-	-	-	36	120,24	140	1.940
120x120 48"x48"	rett.	9	1194x1194	Pallet con sponde Pallet with sides	2	2,88	56,16	18	36	51,84	40	1.051
60x120 24"x48"	rett.	9	596x1194	pallet	2	1,44	28,00	30	60	43,20	20	860
90x90 36"x36"	rett.	9	895x895	pallet	2	1,62	34,00	22	44	35,64	20	768
60x60 24"x24"	rett.	9	596x596	pallet	3	1,08	21,20	40	120	43,20	20	868
30x60 12"x24"	rett.	9	297x596	pallet	6	1,08	21,20	40	240	43,20	20	868
60x120 24"x48"	rett.	20	596x1195	pallet	1	0,72	32,65	30	30	21,60	20	1.000

CARATTERISTICHE TECNICHE TECHNICAL FEATURES

CLASSIFICAZIONE SECONDO NORME UNI EN 14411 (ISO 13006) ALLEGATO G-Gruppo B1a UGL
CLASSIFICATION IN ACCORDANCE WITH UNI EN 14411 (ISO 13006) ANNEX G-Group B1a UGL

GRES PORCELLANATO TUTTA MASSA / FULL BODY PORCELAIN

PROPRIETÀ FISICO-CHIMICHE PHYSICAL-CHEMICAL PROPERTIES	NORMA NORM	VALORE PRESCRITTO DALLE NORME VALUE PRESCRIBED FROM THE NORMS	VALORE ABK ABK VALUE BLEND NAT.	VALORE ABK ABK VALUE BLEND P.TECH	VALORE ABK ABK VALUE BLEND GRIP/ OUT.20
LUNGHEZZA E LARGHEZZA DIMENSIONE MEDIA DI OGNI PIASTRELLA LENGTH AND WIDTH OF THE AVERAGE-SIZES TILE	UNI EN ISO 10545/2	± 0,5%	CONFORME ACCORDING	CONFORME ACCORDING	CONFORME ACCORDING
SPESSORE THICKNESS	UNI EN ISO 10545/2	± 5%	CONFORME ACCORDING	CONFORME ACCORDING	CONFORME ACCORDING
RETTILINEARITÀ SPIGOLI WARPAGES OF EDGES	UNI EN ISO 10545/2	± 0,5%	CONFORME ACCORDING	CONFORME ACCORDING	CONFORME ACCORDING
ORTOGONALITÀ WEDGING	UNI EN ISO 10545/2	± 0,6%	CONFORME ACCORDING	CONFORME ACCORDING	CONFORME ACCORDING
PLANARITÀ FLATNESS	UNI EN ISO 10545/2	± 0,5%	CONFORME ACCORDING	CONFORME ACCORDING	CONFORME ACCORDING
ASSORBIMENTO D'ACQUA WATER ABSORPTION	UNI EN ISO 10545/3	E ≤ 0,5%	CONFORME ACCORDING	CONFORME ACCORDING	CONFORME ACCORDING
RESISTENZA ALLA FLESSIONE BENDING STRENGTH	UNI EN ISO 10545/4	≥ 35 N/mm ²	CONFORME ACCORDING	CONFORME ACCORDING	CONFORME ACCORDING
FORZA DI ROTTURA BREAKING STRENGTH	UNI EN ISO 10545/4	≥ 1300 N	CONFORME ACCORDING	CONFORME ACCORDING	CONFORME ACCORDING
RESISTENZA ALL'ABRAZIONE PROFONDA DELLE PIASTRELLE NON SMALTATE RESISTANCE TO DEEP ABRASION OF UNGLAZED TILES	UNI EN ISO 10545/6	< 175 mm ³	CONFORME ACCORDING	CONFORME ACCORDING	CONFORME ACCORDING
RESISTENZA AGLI SBALZI TERMICI THERMAL SHOCK RESISTANCE	UNI EN ISO 10545/9	RICHIESTA REQUIRED	RESISTE RESISTS	RESISTE RESISTS	RESISTE RESISTS
RESISTENZA AL GELO FROST RESISTANCE	UNI EN ISO 10545/12	RICHIESTA REQUIRED	INGELIVO FROST PROOF	INGELIVO FROST PROOF	INGELIVO FROST PROOF
RESISTENZA ALL'ATTACCO CHIMICO CHEMICAL RESISTANCE	UNI EN ISO 10545/13	MIN UB	CONFORME ACCORDING	CONFORME ACCORDING	CONFORME ACCORDING
RESISTENZA ALLE MACCHIE RESISTANCE TO STAINING	UNI EN ISO 10545/14	UGL VALORE DA DICHIARARE VALUE TO DECLARE	-	-	-
RESISTENZA ALLO SCIVOLAMENTO SLIP RESISTANCE	B.C.R.A. C.A.	μ 0,19 SCIVOLOSITÀ PERICOLOSA - DANGEROUSLY SLIPPERY 0,20 < μ < 0,39 SCIVOLOSITÀ ECCESSIVA - EXCESSIVELY SLIPPERY 0,40 < μ < 0,74 ATTRITO SODDISFACENTE - SATISFACTORY GRIP μ 0,75 ATTRITO ECCELLENTE - EXCELLENT GRIP	> 0,40	> 0,40	> 0,40
	B.C.R.A. G.B.		> 0,40	> 0,40	> 0,40
	ASTM C 1028 [S.C.O.F.]	SLIP RESISTANT (> 0,60)	> 0,60 DRY	> 0,60 DRY	> 0,60 DRY
			> 0,60 WET	> 0,60 WET	> 0,60 WET
	DIN 51130	IN FUNZIONE DELL'AMBIENTE O DELLA ZONA DI LAVORO BASING ON THE ENVIRONMENT OR THE WORKING AREA	R10	R10	R11
	DIN 51097	-	A+B	A+B	A+B+C
	ANSI A 137-1:2012 [D.C.O.F.]	≥ 0,42	> 0,42	> 0,42	> 0,42
	AS/NZS 4586:2013	SRV : 35 - 44	-	P3 WET	P4 WET
BS 7976 - 2:2002	>36	-	+36 WET	+36 WET	

VARIAZIONE CROMATICA SHADE VARIATION	V2	 aspetto uniforme uniform appearance V1	 lieve variazione slight variation V2	 moderata variazione moderate variation V3	 forte variazione substantial variation V4
---	----	--	--	--	---



La riproduzione dei colori è approssimativa.
Colour reproduction approximate.

P.tech

ABK PRESENTA P.TECH, LA SUPERFICIE CERAMICA CHE CONIUGA PERFETTAMENTE MORBIDEZZA E RESISTENZA ALLO SCIVOLAMENTO.

La ricerca e gli investimenti continui per migliorare l'estetica e le qualità tecniche del prodotto, hanno portato ABK a sviluppare la nuovissima tecnologia P.TECH, che migliora le performance anti-scivolo dei pavimenti, mantenendo inalterati i valori di resistenza meccanica del gres porcellanato, con una finitura estremamente piacevole al tatto e facile da pulire. P.TECH non è un trattamento di superficie, ma è la sintesi di un innovativo processo produttivo che coinvolge la selezione delle materie prime, la fase di pressatura e quella di cottura. Queste superfici, che rispondono positivamente ai parametri di attrito imposti dalle normative più severe AS/NZS 4586:2013 (Australian pendulum test) e BS 7976 - 2:2002 (British pendulum test), si igienizzano con acqua e comuni detergenti, pertanto costituiscono la scelta perfetta anche per i progetti di aree pubbliche o commerciali, comprese le aree outdoor, wellness & hospitality. I prodotti P.TECH per la loro versatilità permettono inoltre di utilizzare la stessa superficie in spazi differenti, ma comunicanti, come ad esempio interni ed esterni, garantendo la massima flessibilità progettuale.

ART. BLEND CON SUPERFICIE P.TECH:

La superficie P.TECH è prevista su tutti i formati fatta eccezione per: 120x278, 90x90 blend dots rett e lapp.

ABK IS PRESENTING P.TECH, THE CERAMIC SURFACE THAT COMBINES A SOFT TOUCH WITH SLIP RESISTANCE.

Ongoing research and investments aimed at improving the aesthetic and technical qualities of products has enabled ABK to develop the innovative P.TECH technology, which improves the slip resistance of floors while delivering the renowned mechanical strength of porcelain stoneware and a finish that is both extremely pleasant to the touch and easy to clean. P.TECH is not a surface treatment but the result of an innovative production process that combines raw material selection with the pressing and firing phases. These surfaces come up to the strictest standards in terms of coefficient of friction such as the AS/NZS 4586:2013 (Australian pendulum test) and BS 7976 - 2:2002 (British pendulum test) and can be cleaned using water and ordinary cleaning agents, making them the ideal choice for projects in public or commercial areas such as outdoor, wellness and hospitality spaces. P.TECH products are also sufficiently versatile to enable the same surface to be used in different but communicating spaces such as interiors and exteriors, thereby guaranteeing the maximum design flexibility.

ART. BLEND WITH P.TECH SURFACE:

Every size is provided with the P.TECH surface, except for the 120x278 size and 90x90 blend dots rett and lapp.

Thanks to
Liu Jo Living Collection
pag 12/13 - 44/45 - 47 - 48/49
Grohe
pag 11 - 26/27



Marketing ABK Group
Direfarecreate.it
20.9

ABK Group Industrie Ceramiche s.p.a. - via S.Lorenzo N.24/a - 41034 Finale Emilia - Modena Italy
tel. 0535 761311 - fax 0535 761320/92800/761351

www.abk.it
#abkemozioni

ABK

EMOZIONI IN SUPERFICIE