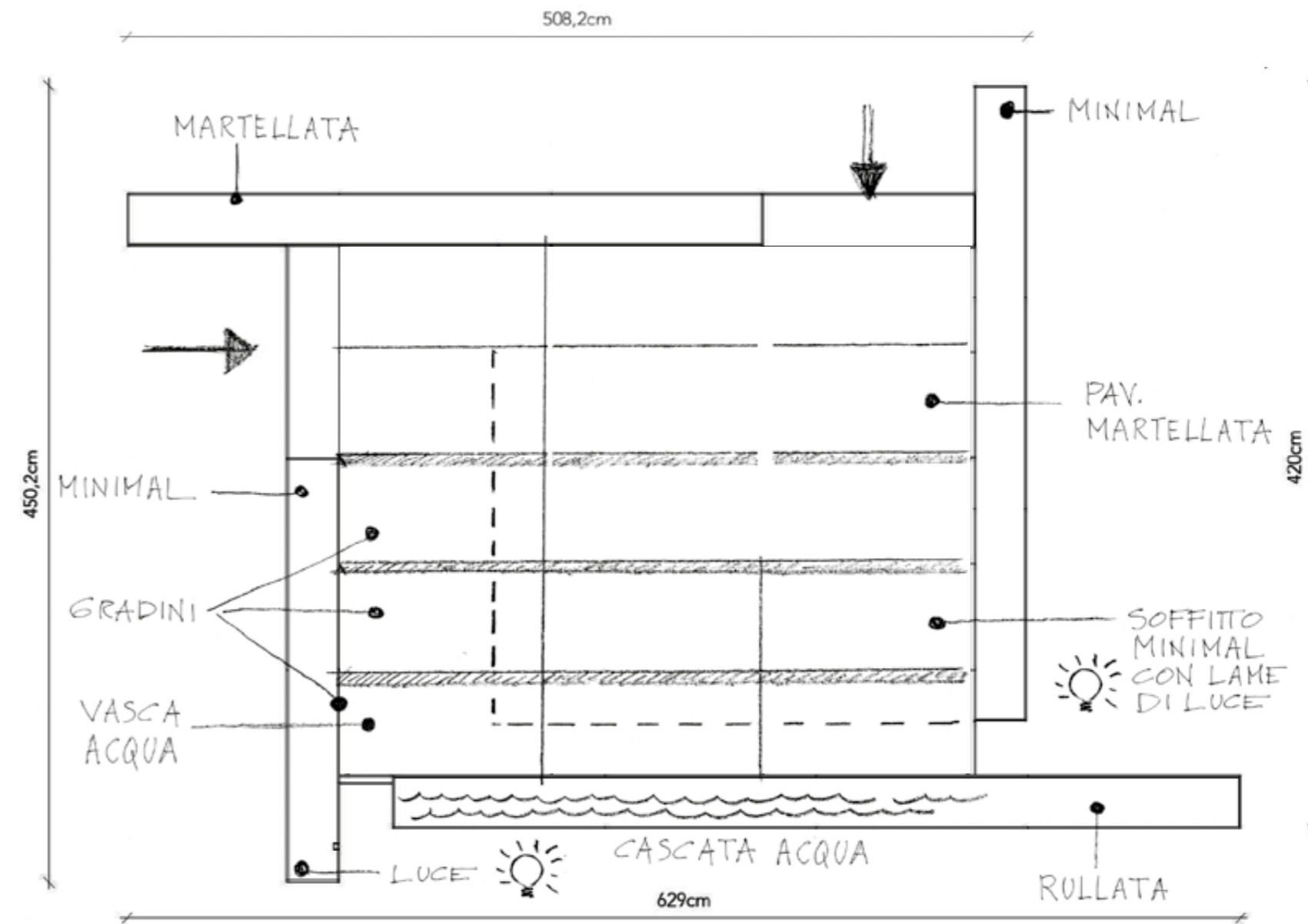


STONETALK



COLD



DARK

GREY

WHITE

WARM



SAND

TAUPE

**STONETALK
PROSPECT**

**MINIMAL
MINIMAL LAPPATO
MINIMAL TECNICA** 

**MARTELLATA
MARTELLATA TECNICA** 

RULLATA

PARALLEL TALES

Una riflessione sulla forza primitiva ed essenziale della pietra e sulle differenti finiture che originano dalle sue diverse lavorazioni, ecco a cosa si ispira la collezione

Stone Talk. Il risultato è una pietra "archetipo", protagonista e discreta allo stesso tempo, destinata ad assumere diversi aspetti in superficie a seconda delle

lavorazioni effettuate. Stone Talk mette in scena l'autenticità e la capacità di cogliere i dettagli più sorprendenti delle lavorazioni della pietra, capace di raccontarsi

e di valorizzare la fisicità dell'opera architettonica, concreta, essenziale e funzionale. Ogni lavorazione trasforma la pietra rendendola ideale a differenti utilizzi.

Una collezione completa di elementi per poter creare un dialogo armonioso tra ambienti interni e spazi esterni e tecnica a tal punto da superare tutti gli standard

internazionali richiesti dalla moderna progettazione.

Versione minimal

Dall'attenta selezione di rigorose superfici della pietra nasce la Minimal; elegante e preziosa nella versione lappata, essenziale e funzionale in quella tecnica.

Versione Martellata

La Martellata prende vita dalla lavorazione di martellatura sulle superfici più venate della pietra. La texture così assume una nuova dinamicità fluida e variegata. Nella versione tecnica la superficie è particolarmente antiscivolo, tanto da renderla perfetta per spazi esterni, pubblici e privati.

Versione Rullata

Con un effetto scanalato e sfaccettato sulla superficie ottenuto con il processo di rullatura, questa versione assume un look tridimensionale di grande impatto visivo, ideale soprattutto a rivestimento.

Colori

Ciascuna versione è sviluppata in una palette cromatica di 5 nuance dove il bianco è l'elemento che, per contrasto e complementarità, si abbina sia ai colori caldi, sia alle tonalità fredde.

A reflection on the primitive and minimalist form of stone and on the different finishes that originate from the different ways of working this material: this is what inspired the Stone Talk collection.

The result is an "archetypal" stone, a shining star, yet discreet at the same time, destined to assume different appearances in surfaces depending on the way it is worked.

Stone Talk features the authenticity and the ability to pick up and focus on the most surprising details of stone working, able to illustrate and enhance the physical side of a work of architecture: concrete, essential, functional. Each process transforms the stone, making it ideal for different uses. A complete collection of elements that creates a harmonious dialogue between indoor and outdoor spaces, and technical to the point of passing all international standards required by modern design.

Minimal Version: From the careful selection of rigorous stone surfaces comes **Minimal**; elegant and precious in the semi-polished version, minimalist and functional in the technical version.

Martellata Version:

The hammered version comes about from the hammering process on the most veined surfaces of the stone. The texture thereby assumes a new fluid and varied dynamic. In the technical version, the surface has outstanding anti-slip properties, making it perfect for public and private outdoor areas.

Rullata Version: With a grooved and faceted effect on the surface obtained through the rolling process, this version assumes a three-dimensional look with a strong visual impact, particularly ideal for wall tiles.

Colours

Each version is developed in a colour range of 5 shades, where white is the element that, by contrast and complementary nature, combines with both warm shades and with cold tones.



90G78R Grey Minimal Nat. Rett. 60x120 - 23^{5/8}"x47^{1/4}"

98G98R Grey Martellata Nat. Rett. 60x120 - 23^{5/8}"x47^{1/4}"

98G80R White Rullata Nat. Rett. 60x120 - 23^{5/8}"x47^{1/4}"



N9G76R Taupe Minimal Nat. Rett. 90x90 - 35^{7/16}"x35^{7/16}" **98G96R** Taupe Martellata Nat. Rett. 60x120 - 23^{5/8}"x47^{1/4}" **98G83R** Sand Rullata Nat. Rett. 60x120 - 23^{5/8}"x47^{1/4}"





98G79R Dark Minimal Nat. Rett. 60x120 - 23^{5/8}"x47^{1/4}"

98G99R Dark Martellata Nat. Rett. 60x120 - 23^{5/8}"x47^{1/4}"

98G89R Dark Rullata Nat. Rett. 60x120 - 23^{5/8}"x47^{1/4}"



 **formati / sizes**



60x120 - 23^{5/8"} x 47^{1/4"}

- | | | |
|--|---|---|
| 98G70R White Nat. Rett. ● 89 | 98G70P White Lapp. Rett. ● 96 | 98G70RZ White Nat. Rett. ● 91 |
| 98G78R Grey Nat. Rett. ● 89 | 98G78P Grey Lapp. Rett. ● 96 | 98G78RZ Grey Nat. Rett. ● 91 |
| 98G79R Dark Nat. Rett. ● 89 | 98G79P Dark Lapp. Rett. ● 96 | 98G79RZ Dark Nat. Rett. ● 91 |
| 98G73R Sand Nat. Rett. ● 89 | 98G73P Sand Lapp. Rett. ● 96 | 98G73RZ Sand Nat. Rett. ● 91 |
| 98G76R Taupe Nat. Rett. ● 89 | 98G76P Taupe Lapp. Rett. ● 96 | 98G76RZ Taupe Nat. Rett. ● 91 |

 **TECNICA**



60x60 - 23^{5/8"} x 23^{5/8"}



30x60 - 11^{13/16"} x 23^{5/8"}

- | | | |
|--|--|---|
| 60G70R White Nat. Rett. ● 73 | 63G70R White Nat. Rett. ● 66 | 63G70RZ White Nat. Rett. ● 68 |
| 60G78R Grey Nat. Rett. ● 73 | 63G78R Grey Nat. Rett. ● 66 | 63G78RZ Grey Nat. Rett. ● 68 |
| 60G79R Dark Nat. Rett. ● 73 | 63G79R Dark Nat. Rett. ● 66 | 63G79RZ Dark Nat. Rett. ● 68 |
| 60G73R Sand Nat. Rett. ● 73 | 63G73R Sand Nat. Rett. ● 66 | 63G73RZ Sand Nat. Rett. ● 68 |
| 60G76R Taupe Nat. Rett. ● 73 | 63G76R Taupe Nat. Rett. ● 66 | 63G76RZ Taupe Nat. Rett. ● 68 |

 **TECNICA**



90x90 - 35^{7/16"} x 35^{7/16"}

- | | |
|--|---|
| N9G70R White Nat. Rett. ● 91 | N9G70P White Lapp. Rett. ● 98 |
| N9G78R Grey Nat. Rett. ● 91 | N9G78P Grey Lapp. Rett. ● 98 |
| N9G79R Dark Nat. Rett. ● 91 | N9G79P Dark Lapp. Rett. ● 98 |
| N9G73R Sand Nat. Rett. ● 91 | N9G73P Sand Lapp. Rett. ● 98 |
| N9G76R Taupe Nat. Rett. ● 91 | N9G76P Taupe Lapp. Rett. ● 98 |

Formati 15x120, 20x120, 30x120 sono disponibili su richiesta.
Consegna in 8 settimane.
 Additional formats 15x120, 20x120, 30x120 are available on request.
 8 weeks delivery.


Si consiglia la posa con fuga 2 mm.
 Laying with a 2 mm-joint is recommended.

 **decori / decors**

Listelli Sfalsati*
 30x60 - 11^{13/16"} x 23^{5/8"}



M63G70R White Nat. ● **113**



M63G78R Grey Nat. ● **113**



M63G79R Dark Nat. ● **113**



M63G73R Sand Nat. ● **113**



M63G76R Taupe Nat. ● **113**

Mosaico Dado*
 30x30 - 11^{13/16"} x 11^{13/16"}
 Tessera - Chip 4,8x4,8 - 1^{7/8"} x 1^{7/8"}



Z30G70R White Nat. ● **138**



Z30G78R Grey Nat. ● **138**



Z30G79R Dark Nat. ● **138**



Z30G73R Sand Nat. ● **138**



Z30G76R Taupe Nat. ● **138**

Mosaico Bis*
 37,4x29,1 - 14^{3/4"} x 11^{7/16"}



N30G70R White Nat. ● **142**



N30G78R Grey Nat. ● **142**



N30G79R Dark Nat. ● **142**



N30G73R Sand Nat. ● **142**



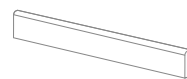
N30G76R Taupe Nat. ● **142**

* Su rete in fibra - On fibre mesh backing

MINIMAL



pezzi speciali / trims



BATTISCOPA - SKIRTING

7,5x60 - 2^{15/16}"x23^{5/8}"

Pcs. Box. 15 - ML x Box 9,00

- 87G70R** White Nat. Rett. ● 16
- 87G78R** Grey Nat. Rett. ● 16
- 87G79R** Dark Nat. Rett. ● 16
- 87G73R** Sand Nat. Rett. ● 16
- 87G76R** Taupe Nat. Rett. ● 16

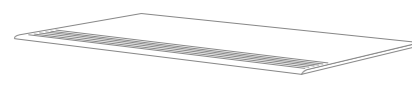


BATTISCOPA - SKIRTING

4,6x90 - 1^{13/16}"x35^{7/16}"

Pcs. Box. 8 - ML x Box 7,20

- B3G70R** White Nat. Rett. ● 23
- B3G78R** Grey Nat. Rett. ● 23
- B3G79R** Dark Nat. Rett. ● 23
- B3G73R** Sand Nat. Rett. ● 23
- B3G76R** Taupe Nat. Rett. ● 23



GRADINO - STAIR TREAD

33x120 - 12^{15/16}"x47^{1/4}"

Pcs. Box. 2 - ML x Box 2,40

- 74G70R** White Nat. Rett. ● 120
- 74G78R** Grey Nat. Rett. ● 120
- 74G79R** Dark Nat. Rett. ● 120
- 74G73R** Sand Nat. Rett. ● 120
- 74G76R** Taupe Nat. Rett. ● 120

- 74G70P** White Lapp. Rett. ● 122
- 74G78P** Grey Lapp. Rett. ● 122
- 74G79P** Dark Lapp. Rett. ● 122
- 74G73P** Sand Lapp. Rett. ● 122
- 74G76P** Taupe Lapp. Rett. ● 122



TECNICA

- 74G70RZ** White Nat. Rett. ● 120
- 74G78RZ** Grey Nat. Rett. ● 120
- 74G79RZ** Dark Nat. Rett. ● 120
- 74G73RZ** Sand Nat. Rett. ● 120
- 74G76RZ** Taupe Nat. Rett. ● 120

A richiesta / On request



GRADONE - STEP

33x120x3,2x3,2 - 12^{15/16}"x47^{1/4}"x1^{1/4}" x1^{1/4}"

Pcs. Box. 2 - ML x Box 2,40

- CRG70R** White Nat. Rett. ● 139
- CRG78R** Grey Nat. Rett. ● 139
- CRG79R** Dark Nat. Rett. ● 139
- CRG73R** Sand Nat. Rett. ● 139
- CRG76R** Taupe Nat. Rett. ● 139



ANGOLARE DX / SX

CORNER TILE DX / SX

33x120x3,2x3,2 - 12^{15/16}"x47^{1/4}"x1^{1/4}" x1^{1/4}"

Pcs. Box. 1 - ML x Box 1,20

- ACG70RD / ACG70RS** White Nat. Rett. ● 142
- ACG78RD / ACG78RS** Grey Nat. Rett. ● 142
- ACG79RD / ACG79RS** Dark Nat. Rett. ● 142
- ACG73RD / ACG73RS** Sand Nat. Rett. ● 142
- ACG76RD / ACG76RS** Taupe Nat. Rett. ● 142



98G93RZ Sand Martellata Tecnica Nat. Rett. 60x120 - 23^{5/8}"x47^{1/4}"

98G83R Sand Rullata Nat. Rett. 60x120 - 23^{5/8}"x47^{1/4}"

formati / sizes



60x120 - 23^{5/8}"x47^{1/4}"



TECNICA

- | | |
|--|---|
| 98G90R White Nat. Rett. ● 89 | 98G90RZ White Nat. Rett. ● 91 |
| 98G98R Grey Nat. Rett. ● 89 | 98G98RZ Grey Nat. Rett. ● 91 |
| 98G99R Dark Nat. Rett. ● 89 | 98G99RZ Dark Nat. Rett. ● 91 |
| 98G93R Sand Nat. Rett. ● 89 | 98G93RZ Sand Nat. Rett. ● 91 |
| 98G96R Taupe Nat. Rett. ● 89 | 98G96RZ Taupe Nat. Rett. ● 91 |

Si consiglia la posa con fuga 2 mm. - Laying with a 2 mm-joint is recommended.

pezzi speciali / trims



BATTISCOPIA - SKIRTING
7,5x60 - 2^{15/16}"x23^{5/8}"
Pcs. Box. 15 - ML x Box 9,00

- | |
|--|
| 87G90R White Nat. Rett. ● 16 |
| 87G98R Grey Nat. Rett. ● 16 |
| 87G99R Dark Nat. Rett. ● 16 |
| 87G93R Sand Nat. Rett. ● 16 |
| 87G96R Taupe Nat. Rett. ● 16 |



GRADONE - STEP
33x120x3,2x3,2 - 12^{15/16}"x47^{1/4}"x1^{1/4}" x1^{1/4}"
Pcs. Box. 2 - ML x Box 2,40

- | |
|---|
| CRG90R White Nat. Rett. ● 139 |
| CRG98R Grey Nat. Rett. ● 139 |
| CRG99R Dark Nat. Rett. ● 139 |
| CRG93R Sand Nat. Rett. ● 139 |
| CRG96R Taupe Nat. Rett. ● 139 |

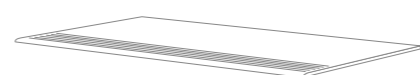


30x60 - 11^{13/16}"x23^{5/8}"



TECNICA

- | | |
|--|---|
| 63G90R White Nat. Rett. ● 66 | 63G90RZ White Nat. Rett. ● 68 |
| 63G98R Grey Nat. Rett. ● 66 | 63G98RZ Grey Nat. Rett. ● 68 |
| 63G99R Dark Nat. Rett. ● 66 | 63G99RZ Dark Nat. Rett. ● 68 |
| 63G93R Sand Nat. Rett. ● 66 | 63G93RZ Sand Nat. Rett. ● 68 |
| 63G96R Taupe Nat. Rett. ● 66 | 63G96RZ Taupe Nat. Rett. ● 68 |



GRADINO - STAIR TREAD
33x120 - 12^{15/16}"x47^{1/4}"
Pcs. Box. 2 - ML x Box 2,40

- | |
|---|
| 74G90R White Nat. Rett. ● 120 |
| 74G98R Grey Nat. Rett. ● 120 |
| 74G99R Dark Nat. Rett. ● 120 |
| 74G93R Sand Nat. Rett. ● 120 |
| 74G96R Taupe Nat. Rett. ● 120 |



TECNICA

- | |
|--|
| ACG90RD / ACG90RS White Nat. Rett. ● 142 |
| ACG98RD / ACG98RS Grey Nat. Rett. ● 142 |
| ACG99RD / ACG99RS Dark Nat. Rett. ● 142 |
| ACG93RD / ACG93RS Sand Nat. Rett. ● 142 |
| ACG96RD / ACG96RS Taupe Nat. Rett. ● 142 |

A richiesta / On request

decori / decors

Listelli Sfalsati*
30x60 - 11^{13/16}"x23^{5/8}"



M63G90R White Nat. ● **113**



M63G98R Grey Nat. ● **113**



M63G99R Dark Nat. ● **113**



M63G93R Sand Nat. ● **113**



M63G96R Taupe Nat. ● **113**

Mosaico Dado*
30x30 - 11^{13/16}"x11^{13/16}"

Tessera - Chip 4,8x4,8 - 1^{7/8}"x1^{7/8}"



Z30G90R White Nat. ● **138**



Z30G98R Grey Nat. ● **138**



Z30G99R Dark Nat. ● **138**



Z30G93R Sand Nat. ● **138**



Z30G96R Taupe Nat. ● **138**

Mosaico Bis*
37,4x29,1 - 14^{3/4}"x11^{7/16}"



N30G90R White Nat. ● **142**



N30G98R Grey Nat. ● **142**



N30G99R Dark Nat. ● **142**



N30G93R Sand Nat. ● **142**



N30G96R Taupe Nat. ● **142**

* Su rete in fibra - On fibre mesh backing

 **formati / sizes**



60x120 - 23^{5/8}"x47^{1/4}"

- 98G80R** White Nat. Rett. ● **89**
- 98G88R** Grey Nat. Rett. ● **89**
- 98G89R** Dark Nat. Rett. ● **89**
- 98G83R** Sand Nat. Rett. ● **89**
- 98G86R** Taupe Nat. Rett. ● **89**



30x120 - 11^{13/16}"x47^{1/4}"

- 55G80R** White Nat. Rett. ● **91**
- 55G88R** Grey Nat. Rett. ● **91**
- 55G89R** Dark Nat. Rett. ● **91**
- 55G83R** Sand Nat. Rett. ● **91**
- 55G86R** Taupe Nat. Rett. ● **91**



30x60 - 11^{13/16}"x23^{5/8}"

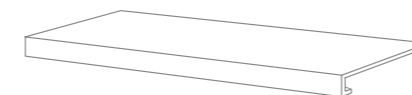
- 63G80R** White Nat. Rett. ● **66**
- 63G88R** Grey Nat. Rett. ● **66**
- 63G89R** Dark Nat. Rett. ● **66**
- 63G83R** Sand Nat. Rett. ● **66**
- 63G86R** Taupe Nat. Rett. ● **66**

 **pezzi speciali / trims**




BATTISCOPIA - SKIRTING
7,5x60 - 2^{15/16}"x23^{5/8}"
Pcs. Box. 15 - ML x Box 9,00

- 87G80R** White Nat. Rett. ● **16**
- 87G88R** Grey Nat. Rett. ● **16**
- 87G89R** Dark Nat. Rett. ● **16**
- 87G83R** Sand Nat. Rett. ● **16**
- 87G86R** Taupe Nat. Rett. ● **16**



GRADONE - STEP
33x120x3,2x3,2 - 12^{15/16}"x47^{1/4}"x1^{1/4}" x1^{1/4}"
Pcs. Box. 2 - ML x Box 2,40

- CRG80R** White Nat. Rett. ● **139**
- CRG88R** Grey Nat. Rett. ● **139**
- CRG89R** Dark Nat. Rett. ● **139**
- CRG83R** Sand Nat. Rett. ● **139**
- CRG86R** Taupe Nat. Rett. ● **139**





GRADINO - STAIR TREAD
33x120 - 12^{15/16}"x47^{1/4}"
Pcs. Box. 2 - ML x Box 2,40


- 74G80R** White Nat. Rett. ● **120**
- 74G88R** Grey Nat. Rett. ● **120**
- 74G89R** Dark Nat. Rett. ● **120**
- 74G83R** Sand Nat. Rett. ● **120**
- 74G86R** Taupe Nat. Rett. ● **120**



ANGOLARE DX / SX
CORNER TILE DX / SX
33x120x3,2x3,2 - 12^{15/16}"x47^{1/4}"x1^{1/4}" x1^{1/4}"
Pcs. Box. 1 - ML x Box 1,20

- ACG80RD / ACG80RS** White Nat. Rett. ● **142**
- ACG88RD / ACG88RS** Grey Nat. Rett. ● **142**
- ACG89RD / ACG89RS** Dark Nat. Rett. ● **142**
- ACG83RD / ACG83RS** Sand Nat. Rett. ● **142**
- ACG86RD / ACG86RS** Taupe Nat. Rett. ● **142**

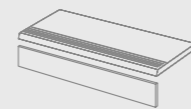
20MM**MINIMAL** **formati / sizes****50x100 - 19^{11/16}" x 39^{3/8}"****XC5G73R** Sand Nat. Rett. ● **99**
XC5G78R Grey Nat. Rett. ● **99**
XC5G79R Dark Nat. Rett. ● **99** **pezzi speciali / trims****GRADONE - STEP**
33x100x5 - 12^{15/16}" x 39^{3/8}" x 1^{15/16}"
Pcs. Box. 2 - ML x Box 2,00**8SG73R** Sand Nat. Rett. ● **128**
8SG78R Grey Nat. Rett. ● **128**
8SG79R Dark Nat. Rett. ● **128****ANGOLARE DX / SX**
CORNER TILE DX / SX
33x100x5 - 12^{15/16}" x 39^{3/8}" x 1^{15/16}"
Pcs. Box. 2 - ML x Box 2,00**8SG73RD / 8SG73RS** Sand Nat. Rett. ● **138**
8SG78RD / 8SG78RS Grey Nat. Rett. ● **138**
8SG79RD / 8SG79RS Dark Nat. Rett. ● **138****GRADINO - STAIR TREAD**
33x100 - 12^{15/16}" x 39^{3/8}"
Pcs. Box. 2 - ML x Box 2,00**6SG73R** Sand Nat. Rett. ● **128**
6SG78R Grey Nat. Rett. ● **128**
6SG79R Dark Nat. Rett. ● **128****ALZATA - RISER**
16,5x100 - 6^{1/2}" x 39^{3/8}"
Pcs. Box. 4 - ML x Box 4,00**4TG73R** Sand Nat. Rett. ● **50**
4TG78R Grey Nat. Rett. ● **50**
4TG79R Dark Nat. Rett. ● **50****TERMINALE - ENDINGPIECE**
33x100x2,5 - 12^{15/16}" x 39^{3/8}" x 1^{15/16}"
Pcs. Box. 2 - ML x Box 2,00**7SG73R** Sand Nat. Rett. ● **128**
7SG78R Grey Nat. Rett. ● **128**
7SG79R Dark Nat. Rett. ● **128****ANGOLO TERMINALE DX / SX**
ENDINGPIECE CORNER DX / SX
33x100x2,5 - 12^{15/16}" x 39^{3/8}" x 1^{15/16}"
Pcs. Box. 2 - ML x Box 2,00**7SG73RD / 7SG73RS** Sand Nat. Rett. ● **138**
7SG78RD / 7SG78RS Grey Nat. Rett. ● **138**
7SG79RD / 7SG79RS Dark Nat. Rett. ● **138****MARTELLATA****20MM** **formati / sizes****40x120 - 15^{3/4}" x 47^{1/4}"****X41G93R** Sand Nat. Rett. ● **118**
X41G98R Grey Nat. Rett. ● **118**
X41G99R Dark Nat. Rett. ● **118** **pezzi speciali / trims****GRADONE - STEP**
33x120x5 - 12^{15/16}" x 47^{1/4}" x 1^{15/16}"
Pcs. Box. 2 - ML x Box 2,40**2GG93R** Sand Nat. Rett. ● **139**
2GG98R Grey Nat. Rett. ● **139**
2GG99R Dark Nat. Rett. ● **139****ANGOLARE DX / SX**
CORNER TILE DX / SX
33x120x5 - 12^{15/16}" x 47^{1/4}" x 1^{15/16}"
Pcs. Box. 2 - ML x Box 2,40**2GG93RD / 2GG93RS** Sand Nat. Rett. ● **146**
2GG98RD / 2GG98RS Grey Nat. Rett. ● **146**
2GG99RD / 2GG99RS Dark Nat. Rett. ● **146****GRADINO - STAIR TREAD**
33x120 - 12^{15/16}" x 47^{1/4}"
Pcs. Box. 2 - ML x Box 2,40**4GG93R** Sand Nat. Rett. ● **137**
4GG98R Grey Nat. Rett. ● **137**
4GG99R Dark Nat. Rett. ● **137****ALZATA - RISER**
16,5x120 - 6^{1/2}" x 47^{1/4}"
Pcs. Box. 4 - ML x Box 4,80**2TG93R** Sand Nat. Rett. ● **58**
2TG98R Grey Nat. Rett. ● **58**
2TG99R Dark Nat. Rett. ● **58****TERMINALE - ENDINGPIECE**
33x120x2,5 - 12^{15/16}" x 47^{1/4}" x 1^{15/16}"
Pcs. Box. 2 - ML x Box 2,40**3GG93R** Sand Nat. Rett. ● **139**
3GG98R Grey Nat. Rett. ● **139**
3GG99R Dark Nat. Rett. ● **139****ANGOLO TERMINALE DX / SX**
ENDINGPIECE CORNER DX / SX
33x120x2,5 - 12^{15/16}" x 47^{1/4}" x 1^{15/16}"
Pcs. Box. 2 - ML x Box 2,40**3GG93RD / 3GG93RS** Sand Nat. Rett. ● **146**
3GG98RD / 3GG98RS Grey Nat. Rett. ● **146**
3GG99RD / 3GG99RS Dark Nat. Rett. ● **146**

20MM**RULLATA****formati / sizes****60x60 - 23^{5/8}"x23^{5/8}"****X60G83R** Sand Nat. Rett. ● **97****X60G88R** Grey Nat. Rett. ● **97****X06G89R** Dark Nat. Rett. ● **97****pezzi speciali / trims****GRADONE - STEP**33x60x5 - 12^{15/16}"x23^{5/8}"x1^{15/16}"

Pcs. Box. 2 - ML x Box 1,20

2SG83R Sand Nat. Rett. ● **99****2SG88R** Grey Nat. Rett. ● **99****2GG89R** Dark Nat. Rett. ● **99****ANGOLARE DX / SX****CORNERTILE DX / SX**33x60x5 - 12^{15/16}"x23^{5/8}"x1^{15/16}"

Pcs. Box. 2 - ML x Box 1,20

2SG83RD / 2SG83RS Sand Nat. Rett. ● **129****2SG88RD / 2SG88RS** Grey Nat. Rett. ● **129****2SG89RD / 2SG89RS** Dark Nat. Rett. ● **129****GRADINO - STAIR TREAD**33x60 - 12^{15/16}"x23^{5/8}"

Pcs. Box. 2 - ML x Box 1,20

4SG83R Sand Nat. Rett. ● **86****4SG88R** Grey Nat. Rett. ● **86****4GG89R** Dark Nat. Rett. ● **86****ALZATA - RISER**16,5x60 - 6^{1/2}"x23^{5/8}"

Pcs. Box. 2 - ML x Box 1,20

1TG83R Sand Nat. Rett. ● **35****1TG88R** Grey Nat. Rett. ● **35****1TG89R** Dark Nat. Rett. ● **35****TERMINALE - ENDINGPIECE**33x60x2,5 - 12^{15/16}"x23^{5/8}"x1^{15/16}"

Pcs. Box. 2 - ML x Box 1,20

3SG83R Sand Nat. Rett. ● **99****3SG88R** Grey Nat. Rett. ● **99****3GG89R** Dark Nat. Rett. ● **99****ANGOLO TERMINALE DX / SX****ENDINGPIECE CORNER DX / SX**33x60x2,5 - 12^{15/16}"x23^{5/8}"x1^{15/16}"

Pcs. Box. 2 - ML x Box 1,20


3SG83RD / 3SG83RS Sand Nat. Rett. ● **129****3SG88RD / 3SG88RS** Grey Nat. Rett. ● **129****3GG89RD / 3GG89RS** Dark Nat. Rett. ● **129****STONETALK**

Moderate

	COEFFICIENTE DI ATTRITO Slip resistance - Coefficient de glissement Rutschfestigkeit Barfußbereich Coeficiente de atrito medio - Коэффициент трения	DIN 51130	NATURALE	LAPPATO	TECNICA NATURALE / 20MM
		DIN 51097	R 10	-	R 11
		ANSI A 137.1	B (A+B)	-	C (A+B+C)
		2012 DCOF (SECTION 9.6)	WET ≥ 0,42	WET ≥ 0,42	WET ≥ 0,42
B.C.R.A.	≥ 0,40	≥ 0,40	≥ 0,40		

Articolo Item	Formato (cm) Size (cm)	Spessore (mm) Thickness (mm)	Pz. x Mq. Pieces x Sqm	Pz. x Scat. Pieces x Box	Mq. x Scat. Sqm x Box	Peso x Scat. (Kg) Weight x Box (Kg)	Scat. x Pal. Boxes x Pal.	Mq. x Pal. Sqm x Pal.	Peso x Pal. (Kg) Weight x Pal. (Kg)
Reference	Format (cm)	Epaisseur (mm)	Pcs / M ²	Pcs / Bte	M ² / Bte	Poids / Bte (Kg)	Bte / Pal.	M ² / Pal.	Poids / Pal. (Kg)
Artikel	Format (cm)	Stärke (mm)	Stk. x Qm	Stk. x Krt.	Qm x Krt.	Gewicht x Krt. (Kg)	Krt. x Pal.	Qm x Pal.	Gewicht x Pal. (Kg)
Articulo	Tamaño (cm)	Espesor (mm)	Pzs x Mc.	Pzs x Caja	Mc. x Caja	Peso x Caja (Kg)	Cajas x Pal.	Mc. x Pal.	Peso x Pal. (Kg)
Артикула	Формат (cm)	Толщина (mm)	Шт. x Кв.М.	Шт. x Кор.	Кв.М. x Кор.	Вес x Кор. (Kg)	Кор. x Подд.	Кв.М x Подд.	Вес x Подд (Kg)
98G__R/RZ/P	60x120	10	1,39	2	1,440	36,20	36	51,84	1303
X41G9_R	40x120	20	2,08	1	0,480	22,50	48	23,04	1080
55G8_R	30x120	10	2,77	4	1,440	34,40	22	31,68	757
XC5G7_R	50x100	20	2,00	1	0,500	22,50	30	15,00	675
N9G7_R/P	90x90	10	1,23	2	1,620	36,00	18	29,16	648
60G7_R	60x60	10	2,78	3	1,080	25,00	40	43,20	1000
X60G8_R	60x60	20	2,75	2	0,720	33,60	32	23,04	1075
63G__R/RZ	30x60	10	5,56	6	1,080	25,00	40	43,20	1000
M63G__R	30x60	10	5,56	4	0,720	16,00	30	21,60	480
Z30G__R	30x30	10	11,11	5	0,450	10,50	-	-	-
N30G__R	37,4X29,1	10	11,11	5	0,544	13,08	-	-	-

STONETALK



Ergon is a brand of Emilceramica S.r.l. a socio unico

emilgroup.it/ergon
emilgroup.it

Sede Commerciale/ Amministrativa

Via Ghiarola Nuova, 29 - 41042 Fiorano Modenese (Mo) Italy
T +39 0536 835111 - info@emilceramicagroup.it
F (Italy) +39 0536 835958 - (Export) +39 0536 835490

