




Brass

Porcelain tiles

Brass Cloud_60*120 L
Brass Cloud_60*60 L
D.Brazen Cloud/5



Brass Oxide_60*120 L Brass Oxide_60*60 L



Brass


Porcelain tiles

BRASS



60 * 120 * 1 cm | 24 * 48"

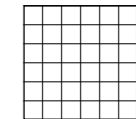
RECTIFIED	NATURAL	LAPATTO
	BN72	BN86
CLOUD	25597	25594
OXIDE	25599	25596
NIGHT	25598	25595



60 * 60 * 1 cm | 24 * 24"

RECTIFIED	NATURAL	LAPATTO
	BN33	BN38
CLOUD	25600	25603
OXIDE	25602	25605
NIGHT	25601	25604

D. BRAZEN



30 * 30 cm | 12 * 12"

NO RECTIFIED	NATURAL
	P45
CLOUD	21331
OXIDE	21333
NIGHT	21332

PIEZA COMPLEMENTARIA | COMPLEMENTARY PIECE

Rodapie - Skirting	Peldaño técnico - Technical stair - thread	Peldaño romo - Rounded stair - thread	*S.K.I.	*S.K.D.	*Z.R.I.	*Z.R.D.
8*60 cm 3 * 24" P34	30*60 cm 12 * 24" P54 30*120 cm 12 * 48" P75 A= 1 cm B= 3 cm	30*60 cm 12*24" P64 30*120 cm 12*48" P77				

CARACTERÍSTICAS TÉCNICAS | TECHNICAL CHARACTERISTICS

joint	frost proof	versatile	diferent shades	shade variation	various graphics	matt	* gloss

* acabado lapatto | lapatto finish

CARACTERÍSTICAS TÉCNICAS ANTIDESLIZAMIENTO | ANTI-SLIP CHARACTERISTICS

Ensayo Essay	Características Features	Resultado Result	
		NATURAL	LAPATTO
DIN 51130	Ángulo crítico (Pies calzados) Critical angle (footwear)	R10	R9
DIN 51097	Ángulo crítico (Pies descalzos) Critical angle (Wet loaded barefoot)	A+B	-
BS 7976-2	Antideslizamiento (Test del péndulo) Slip resistance (Pendulum test-PTV)	+36 Wet	-
UNE-ENV 12633	Antideslizamiento (Test del péndulo) Slip resistance (Pendulum test)	Class 2	Class 1
ANSI A137.1	Coefficiente de Fricción Dinámico Dynamic Coefficient of Friction (DCOF)	> 0,42	-
ISO 10545-7	Resistencia a la Abrasión Superficial Resistance to Surface Abrasion	PEI 4	PEI 4

EMBALAJE | PACKING

(Los pesos aquí reflejados pueden sufrir ligeras variaciones en función del lote de producción. Weights shown here may slightly vary depending on the production lot.)


Formato Sizes	Cajas Boxes			Pallet				Cont./20' 21500 kg.	Cont./20' 24000 kg.
	Piezas	m ² / sq.m	kg	Cajas	m ² / sq.m	kg	Tamaño cm aprox.		
cm									
60 * 120 * 1	2	1,44	33,18	27	38,88	920	120 * 80 * 75	908,61	1014,26
60 * 60 * 1	3	1,08	24,30	36	38,88	899	120 * 80 * 75	929,83	1037,95
inch	Units	ft ²	lb	Boxes	ft ²	lb	Sizes inch approx.	ft ²	ft ²
23 5/8 * 47 1/4 * 3/8	2	15,50	73,16	27	418,50	2028,60	41 5/16 * 31 1/2 * 29 1/2	9780,26	10917,50
23 5/8 * 23 5/8 * 3/8	3	11,63	53,59	36	418,50	1982,30	41 5/16 * 31 1/2 * 29 1/2	10008,72	11172,53



BRASS Cloud



BRASS Oxide



BRASS Night