

WELLS

EL ENCANTO DE BATH


Es en Bath, donde nuestra serie **Wells** toma su máxima inspiración. Sus vetas son suaves, pero con carácter. Un diseño que ofrece una amplia gama cromática, desde el clásico color Moka, que nos recuerda al café tostado, hasta el flamante y clásico color Perla.

THE CHARM OF BATH

It is in Bath, where our **Wells** series takes its maximum inspiration. Its veins are soft, but with character. A design that offers a wide chromatic range, from the classic Moka colour, which reminds us of roasted coffee, to the brand new and classic Perla colour.

LE CHARME DU BATH

C'est à Bath, où notre série **Wells** prend son inspiration maximale. Ses veines sont douces, mais avec du caractère. Un design qui offre une large gamme chromatique, de la couleur classique Moka, qui rappelle le café torréfié, à la toute nouvelle et classique couleur Perla.



Rvto. / Wall / Rvto.: **Rovere Desert 25x150**
Pvto. / Floor / Sol: **Wells Moka 120x120**

WELLS




WELLS M. DECORSTONE LEVIGLASS

Formatos / Sizes / Formats


60x120 23,62"x47,24"
30x60 11,81"x23,62"

120x120 47,24"x47,24"
90x90 35,43"x35,43"
60x60 23,62"x23,62"

 30x30 (5x5) 11,81"x11,81"

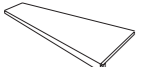
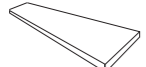
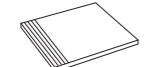
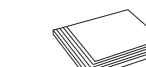

Disponible en todos los colores. / Available in all colours. / Disponible dans toutes les couleurs.

Malla 3D Wells Moka 29,5x34
(Wells Moka + Wells Cream+ Wells Sand)
Malla 3D Wells M. Moka 29,5x34
(Wells M. Moka + Wells M. Cream+ Wells M. Sand)



Piezas especiales / Special pieces / Pièces especiales

Consultar en página / Consult page / Consulter en page: 308

*PELDAÑO GRADONE 	*ÁNGULO GRADONE 	*PELDAÑO ROMO RANURADO 
*ÁNGULO PELDAÑO RANURADO 		*RODAPIÉ C/ROMO / RODAPIÉ DECORADO (LEVIGLASS) 

Colores disponibles / Available colours / Couleurs disponibles



DECORSTONE
GRES PORCELÁNICO RECTIFICADO · RECTIFIED PORCELAIN TILES · GRÈS CÉRAMÉ RECTIFIÉE

LEVIGLASS
GRES PORCELÁNICO ESMALTADO PULIDO RECTIFICADO · POLISHED GLAZED RECTIFIED PORCELAIN TILES · GRÈS CÉRAMÉ ÉMAILLÉ POLI RECTIFIÉE



Rvto. / Wall / Rvtm.: Wells M. Pearl 30x60 - Wells M. Ash 30x60
Pvto. / Floor / Sol: Wells M. Ash 60x60

Wells Ash PEI 4

● 120x120 Rec.	M150	004.120.0344.06159	(MATT)
● 90x90 Rec.	M88	004.804.0344.06159	(MATT)
● 60x120 Rec.	M96	004.869.0344.06159	(MATT)
● 60x60 Rec.	M61	004.840.0344.06159	(MATT)
● 30x60 Rec.	M61	004.450.0344.06159	(MATT)

Wells Cream PEI 3

● 120x120 Rec.	M150	004.120.0163.06159	(MATT)
● 90x90 Rec.	M88	004.804.0163.06159	(MATT)
● 60x120 Rec.	M96	004.869.0163.06159	(MATT)
● 60x60 Rec.	M61	004.840.0163.06159	(MATT)
● 30x60 Rec.	M61	004.450.0163.06159	(MATT)

Wells Ivory PEI 3

● 120x120 Rec.	M150	004.120.0164.06159	(MATT)
● 90x90 Rec.	M88	004.804.0164.06159	(MATT)
● 60x120 Rec.	M96	004.869.0164.06159	(MATT)
● 60x60 Rec.	M61	004.840.0164.06159	(MATT)
● 30x60 Rec.	M61	004.450.0164.06159	(MATT)

Wells Moka PEI 3

● 120x120 Rec.	M150	004.120.0240.06159	(MATT)
● 90x90 Rec.	M88	004.804.0240.06159	(MATT)
● 60x120 Rec.	M96	004.869.0240.06159	(MATT)
● 60x60 Rec.	M61	004.840.0240.06159	(MATT)
● 30x60 Rec.	M61	004.450.0240.06159	(MATT)

Wells Pearl PEI 3

● 120x120 Rec.	M150	004.120.0169.06159	(MATT)
● 90x90 Rec.	M88	004.804.0169.06159	(MATT)
● 60x120 Rec.	M96	004.869.0169.06159	(MATT)
● 60x60 Rec.	M61	004.840.0169.06159	(MATT)
● 30x60 Rec.	M61	004.450.0169.06159	(MATT)

Wells Sand PEI 4

● 120x120 Rec.	M150	004.120.0119.06159	(MATT)
● 90x90 Rec.	M88	004.804.0119.06159	(MATT)
● 60x120 Rec.	M96	004.869.0119.06159	(MATT)
● 60x60 Rec.	M61	004.840.0119.06159	(MATT)
● 30x60 Rec.	M61	004.450.0119.06159	(MATT)

Malla Wells

● Ash	30x30(5) Malla	M235	038.281.0344.06159	(MATT)
● Cream	30x30(5) Malla	M235	038.281.0163.06159	(MATT)
● Ivory	30x30(5) Malla	M235	038.281.0164.06159	(MATT)
● Moka	30x30(5) Malla	M235	038.281.0240.06159	(MATT)
● Pearl	30x30(5) Malla	M235	038.281.0169.06159	(MATT)
● Sand	30x30(5) Malla	M235	038.281.0119.06159	(MATT)

Malla 3D Wells

● Ash	29,5x34	P31	038.520.0344.06159	(MATT)
● Moka	29,5x34	P31	038.520.0240.06159	(MATT)

Empaquetado / Packaging / Emballage

Formato	pz/cj	m ² /cj	cj/pl	m ² /pl	kg/cj	kg/pl
120x120	1	1.44	36	51.84	38.40	1,422.40
90x90	2	1.62	27	43.74	40.00	1,110.00
60x120	2	1.44	32	46.08	34.50	1,129.00
60x60	4	1.44	30	43.20	30.00	920.00
30x60	6	1.08	48	51.84	22.00	1,076.00
30x30(5)	11	1.00	42	42.00	23.00	986.00
29,5x34	9	-	-	-	20.00	-

Wells M. Ash

● 120x120 Rec.	M123	017.120.0344.09871	(MATT)
● 90x90 Rec.	M74	017.804.0344.09871	(MATT)
● 60x120 Rec.	M83	017.869.0344.09871	(MATT)
● 60x60 Rec.	M48	017.840.0344.09871	(MATT)
● 30x60 Rec.	M48	017.450.0344.09871	(MATT)

Wells M. Cream

● 120x120 Rec.	M123	017.120.0163.09871	(MATT)
● 90x90 Rec.	M74	017.804.0163.09871	(MATT)
● 60x120 Rec.	M83	017.869.0163.09871	(MATT)
● 60x60 Rec.	M48	017.840.0163.09871	(MATT)
● 30x60 Rec.	M48	017.450.0163.09871	(MATT)

Wells M. Ivory

● 120x120 Rec.	M123	017.120.0164.09871	(MATT)
● 90x90 Rec.	M74	017.804.0164.09871	(MATT)
● 60x120 Rec.	M83	017.869.0164.09871	(MATT)
● 60x60 Rec.	M48	017.840.0164.09871	(MATT)
● 30x60 Rec.	M48	017.450.0164.09871	(MATT)

Wells M. Moka

● 120x120 Rec.	M123	017.120.0240.09871	(MATT)
● 90x90 Rec.	M74	017.804.0240.09871	(MATT)
● 60x120 Rec.	M83	017.869.0240.09871	(MATT)
● 60x60 Rec.	M48	017.840.0240.09871	(MATT)
● 30x60 Rec.	M48	017.450.0240.09871	(MATT)

Wells M. Pearl

● 120x120 Rec.	M123	017.120.0169.09871	(MATT)
● 90x90 Rec.	M74	017.804.0169.09871	(MATT)
● 60x120 Rec.	M83	017.869.0169.09871	(MATT)
● 60x60 Rec.	M48	017.840.0169.09871	(MATT)
● 30x60 Rec.	M48	017.450.0169.09871	(MATT)

Wells M. Sand

● 120x120 Rec.	M123	017.120.0119.09871	(MATT)
● 90x90 Rec.	M74	017.804.0119.09871	(MATT)
● 60x120 Rec.	M83	017.869.0119.09871	(MATT)
● 60x60 Rec.	M48	017.840.0119.09871	(MATT)
● 30x60 Rec.	M48	017.450.0119.09871	(MATT)

Malla Wells M.

● Ash	30x30(5) Malla	M235	025.281.0344.09871	(MATT)
● Cream	30x30(5) Malla	M235	025.281.0163.09871	(MATT)
● Ivory	30x30(5) Malla	M235	025.281.0164.09871	(MATT)
● Moka	30x30(5) Malla	M235	025.281.0240.09871	(MATT)
● Pearl	30x30(5) Malla	M235	025.281.0169.09871	(MATT)
● Sand	30x30(5) Malla	M235	025.281.0119.09871	(MATT)

Malla 3D Wells M.

● Ash	29,5x34	P31	025.520.0344.09871	(MATT)
● Moka	29,5x34	P31	025.520.0240.09871	(MATT)



Rvto. / Wall / Rvrm.: **Cromat Marfil 60x120 Semipulido**
 Pvto. / Floor / Sol: **Wells M. Sand 60x60**