

MADE IN ITALY. MADE TO EXCEL.

# BOOST



atlas concorde

April 2021



CONCRETE&RESIN LOOK

# BOOST


Porcelain & wall tiles

## INDEX

Overview



Spaces



Product Range



Technical Specifications





# PORCELAIN AND WALL TILES: A SAFE CHOICE

● **IT DOES NOT BURN**  
Non brucia

● **RECYCLABLE**  
Riciclabile

● **HYGIENIC**  
Igienico

● **VERSATILE**  
Versatile

● **IT LOVES THE ENVIRONMENT**  
Ama l'ambiente

● **LONG LASTING**  
Dura a lungo

● **SAFE**  
Sicuro

● **RESISTANT**  
Resistente

● **ZERO PVC**  
Zero PVC

● **ZERO VOCS**  
Zero VOCS



## AN IMPULSE OF INDUSTRIAL CHIC

In a modern metropolitan space, a surface with a troweled concrete effect becomes the perfect background to show off your idea of interior design. To create environments that reflect the character of those who live there.

In un moderno spazio metropolitano, la superficie a effetto cemento spatolato diventa lo sfondo perfetto per mettere in risalto la propria idea di interior design. Per dare vita ad ambienti disegnati sul carattere di chi li abita.



—ES En un espacio moderno metropolitano, la superficie de efecto cemento espatulado se convierte en el fondo perfecto para intensificar la propia idea de diseño de interiores. Para crear ambientes según la personalidad de quien los vive.

—DE In einem modernen Großstadt-Ambiente wird die Optik des gespachtelten Zements zum perfekten Hintergrund, um eigene Vorstellungen vom Innendesign zur Geltung zu bringen. Um Räume entstehen zu lassen, die der Persönlichkeit ihrer Bewohner wie angegossen passen.

—FR Dans un espace urbain moderne, la surface effet ciment brossé devient la toile de fond parfaite pour valoriser chaque idée de design d'intérieur. Pour donner naissance à des espaces qui reflètent parfaitement l'esprit de ceux qui y vivent.

—RU В современном городском пространстве фактура разглаженного шпателем цемента становится идеальным фоном для реализации собственной идеи интерьера. И создания обстановки, созвучной своему характеру.

# UNDERSTATEMENT AS AN ATTITUDE, PERSONALITY AS A CHOICE

The warm shades of oxidation coexist with the cooler hues typical of concrete, in a surface that stands out for its decisive identity.

Le sfumature calde dell'ossidazione convivono con gli aloni più freddi tipici del cemento, in una superficie che si distingue per la sua decisa identità.




—ES Los tonos cálidos de la oxidación conviven con los halos más fríos típicos del cemento en una superficie que se destaca por su fuerte identidad.

—DE Warme Nuancen oxidierter Stellen neben kühler wirkenden, typischen Zementschleiern. Eine Oberfläche, die sich durch eine ganz klare Identität auszeichnet.

—FR Les tonalités chaudes de l'effet oxydé épousent les auréoles froides typiques du ciment, pour créer une surface caractérisée par un grand caractère.

—RU Теплые оттенки окисленного материала сочетаются с холодными, характерными для цемента штрихами неярко по характеру поверхности.





—ES El revestimiento de efecto espatulado y suave al tacto se enciende de colores, aumentando el rigor del estilo metropolitano y creando ambientes en los que es agradable vivir.

—DE Der sich weich anfühlende, wie gespachtelt wirkende Wandbelag belebt mit seinen Farben den strengen Großstadtil und lässt schöne, wohnliche Räume entstehen.

—FR Le revêtement mural à l'effet brossé doux au toucher est ravivé par des coloris qui animent la rigueur du style urbain en créant des espaces où il fait bon vivre.

—RU Нейтральная палитра керамогранита, перекликаясь с оригинальным цветом стен, наполняет интерьер живой индивидуальностью.

With their troweled concrete effect and soft touch, the wall tiles are energized by colors that brighten up the rigor of metropolitan style, creating beautiful spaces to live in.

Il rivestimento dall'effetto spatolato e morbido al tatto si ravviva di colori che accendono il rigore dello stile metropolitano, creando ambienti dove è bello vivere.





THE LARGE RECTIFIED TILES MEASURING 160x320, 120x278, 120x120 CM HAVE DIFFERENT PATTERNS TO ENSURE GRAPHIC VARIABILITY AND ARE IDEAL FOR USE IN ARCHITECTURAL SPACES OF ALL DIMENSIONS. LARGE NON-RECTIFIED SLABS MEASURING 162x324 CM ARE PERFECT FOR KITCHEN COUNTERTOPS, TABLES, FURNISHINGS, AND BACKSPASHES.

I grandi formati 160x320, 120x278, 120x120 cm rettificati presentano diversi pattern garantendo variabilità grafica e sono ideali per rivestire gli spazi dell'architettura di ogni dimensione. Ampie lastre nel 162x324 cm, non rettificate, sono perfette per realizzare piani cucina, tavoli, arredi, backplash.

## INNOVATION AND DESIGN, TOGETHER

Technical performance and beauty coexist without compromise in large slabs that achieve new levels of excellence. The industrial concrete effect fills the space with a single continuous material, lending itself to multiple uses like floors, walls, and furnishing elements.

Le prestazioni tecniche e la ricerca estetica convivono senza compromessi in grandi lastre che raggiungono nuovi livelli di eccellenza. L'effetto cemento industriale contamina lo spazio con una materia unica e continua, che si presta a molteplici usi: pavimenti, rivestimenti ed elementi d'arredo.



—ES Las características técnicas y la potencia estética conviven sin dificultad alguna en las grandes placas que alcanzan nuevos niveles de excelencia. El efecto cemento industrial contamina el espacio con una materia única y continua, apropiada a múltiples usos: pavimentos, revestimientos y elementos de decoración.

—DE Kompromisslose technische Leistungen und Ästhetik begegnen sich in großformatigen Platten, mit denen ein neues Niveau der Exzellenz erreicht wurde. Industrielle Zementoptik kontaminiert den Raum mit einem einzigartigen und einheitlichen Material, das sich für vielerlei Aufgaben eignet: Als Wand- oder Bodenbelag sowie als Einrichtungselement.

—FR Les performances techniques et la recherche esthétique cohabitent sans compromis avec les grandes plaques qui atteignent de nouveaux niveaux d'excellence. L'effet ciment industriel contamine l'espace avec une matière unique et continue qui se prête à de multiples utilisations : sols, murs et éléments d'ameublement.

—RU Высокие технические характеристики и превосходная эстетика сосуществуют без компромиссов в больших плитах, достигающих новых высот совершенства. Фактура промышленного цемента воспроизведена в керамическом материале, который способен всецело украсить собой пространство, поскольку может быть уложен на любые поверхности: полы, стены, предметы обстановки.

Thanks to the Italian touch and attention to detail, the collection surpasses the minimalism of industrial style to become the centerpiece of original environments with a strong identity.

Grazie al tocco italiano e alla cura dei particolari grafici, la collezione supera il minimalismo dello stile industriale per diventare protagonista di ambienti originali, con una forte identità.



—ES Debido al toque italiano y al cuidado de los detalles gráficos, la colección supera el minimalismo del estilo industrial llegando a ser protagonista de ambientes originales y de fuerte identidad.

—DE Dank des italienischen Flairs und der sorgfältig ausgeführten grafischen Details geht die Kollektion über den Minimalismus des Industriestils hinaus und wird zum Blickfang origineller Räume mit starker Identität.

—FR Grâce au style italien et au soin des détails graphiques, la collection va bien au-delà du minimalisme du style industriel, et devient la protagoniste d'espaces originaux de grand caractère.

—PY Благодаря итальянским акцентам и тщательной ухоженности рисунка коллекция преодолевает минимализм индустриального стиля, становясь ярким декором оригинального интерьера.







## INSIDE AND OUT, ALWAYS WITH STYLE

The concrete effect opens up multiple avenues for design possibilities. Its versatility, thanks also to the anti-slip 120x120 cm format and to the 20 mm thickness specific for exteriors, allows for a total look with a powerful visual impact.

L'effetto cemento apre molteplici strade alla progettazione. La sua versatilità, grazie anche al formato 120x120 cm antiscivolo e allo spessore 20 mm specifico per esterni, permette di avere un total look dal forte impatto visivo.



—ES El efecto cemento abre muchas posibilidades para llevar a cabo nuevos proyectos de diseño. Su versatilidad, también por su formato 120x120 cm antideslizante y a su grosor de 20 mm específico para exteriores, permite obtener un total look de fuerte impacto visual.

—DE Die Zementoptik eröffnet dem Planer viele Wege. Ihre Vielseitigkeit, die auch dem Format 120x120 cm in rutschfester Ausführung und 20 mm Stärke für die Verlegung im Freien zu verdanken ist, ermöglicht einen optisch beeindruckenden Total Look.

—FR L'effet ciment ouvre de multiples possibilités à la conception. Son éclectisme, grâce au format 120x120 cm antiglisse et à l'épaisseur de 20 mm conçue pour l'extérieur, permet de créer un total look de grand impact visuel.

—RU Фактура цемента открывает множество возможностей для проектирования. Ее универсальность, благодаря также формату 120x120 см с нескользящей поверхностью и толщине 20 мм для улицы, позволяет добиться эффектного стилизованного единства.

# RESIDENTIAL & COMMERCIAL SPACES

Living Room	18	Restroom	56	Home Kitchen	82
Home Bathroom	28	Open Space	64	Industrial Kitchen	86
Showroom	38	Wellness Room	70	Loft Kitchen	90
Lounge Bar	48	Private Pool	72		



# PERFECTLY CONCRETE

The decisive character of the concrete effect and the neutral tones of its palette merge in a balanced space that gives a voice to the different personalities of those who live there.

Il carattere deciso dell'effetto cemento e i toni neutri della sua palette si incontrano in uno spazio equilibrato, che dà voce alle diverse personalità di chi lo abita.



#### PORCELAIN TILES

Boost Pearl  
Matte/Matt 75x150 cm | 29 1/2"x59"

Boost White  
Matte/Matt 75x150 cm | 29 1/2"x59"

Boost Pearl Mosaico Shapes  
31x33,5 cm | 12 1/4"x13 1/4"

AtlasPlan Calacatta Royal  
Silk 162x324 cm | 63 3/4"x127 1/2"



01

**01**  
Boost Pearl  
Matte/Matt 75x150 cm | 29 1/2"x59"

**—ES** El carácter fuerte del efecto cemento y los tonos neutros de su paleta se encuentran en un espacio equilibrado, expresando la personalidad de quien lo vive.


**—DE** Der entschlossene Charakter der Zementoptik und ihre neutralen Farbtöne begegnen sich in einem ausgewogenen Raum, der die verschiedenen Persönlichkeiten seiner Bewohner zum Ausdruck bringt.

**—FR** Le caractère vigoureux de l'effet ciment et les tons neutres de toutes ses nuances s'épousent dans un espace équilibré qui offre une grande liberté d'expression à tous ceux qui y vivent.

**—PY** Стойкий вид цемента и нейтральные тона гармонично сочетаются в пространстве, которое каждый может наполнить своим характером.

# THE POWER OF MATTER

THE INTENSITY OF THE MATTER IS ITS TRUE STRENGTH: CAPABLE OF GIVING FREE EXPRESSION TO AN URBAN CHIC STYLE, EVERY TIME DELINEATING AN ORIGINAL CONCEPT OF ENVIRONMENT.  
L'intensità della materia è la sua vera forza: capace di dare libera espressione a uno stile urban chic, disegna ogni volta un concetto di ambiente originale.



**02**  
Boost Pearl  
Matte/Matt 75x150 cm | 29 1/2"x59"  
Boost White  
Matte/Matt 75x150 cm | 29 1/2"x59"  
Boost Pearl Mosaico Shapes  
31x33,5 cm | 12 1/4"x13 1/4"  
AtlasPlan Calacatta Royal  
Silk 162x324 cm | 63 3/4"x127 1/2"



● Does not release volatile organic compounds (VOC).  
Non rilascia composti organici volatili (VOC).

THE VERSATILITY OF THE TROWELED CONCRETE EFFECT SPEAKS A METROPOLITAN LANGUAGE IN ANY KIND OF RESIDENTIAL OR COMMERCIAL ENVIRONMENT, PROVING ITSELF TO BE THE IDEAL SOLUTION EVEN IN EXTRA-URBAN SETTINGS.

La versatilità dell'effetto cemento spatolato permette di parlare un linguaggio metropolitano in ogni genere di ambiente residenziale o commerciale, rivelandosi la soluzione ideale anche in contesti extraurbani.



03

● Ensures durability over time long into the future.  
Garantisce durevolezza e inalterabilità negli anni.

03 Boost Pearl - Matte/Matt 75x150 cm | 29 1/2"x59" / Boost White - Matte/Matt 75x150 cm | 29 1/2"x59" / Boost Pearl Mosaico Shapes - 31x33,5 cm | 12 1/4"x13 1/4" / AtlasPlan Calacatta Royal - Silk 162x324 cm | 63 3/4"x127 1/2"



**06**  
 Boost Pearl  
 Matte/Matt 75x150 cm | 29 1/2"x59"  
 Boost Pearl Mosaico Shapes  
 31x33,5 cm | 12 1/4"x13 1/4"

**07**  
 Boost Pearl Mosaico Shapes  
 31x33,5 cm | 12 1/4"x13 1/4"

# GOING BEYOND SIMPLICITY

THE CONTRAST BETWEEN THE GEOMETRIC SHAPES OF THE MOSAIC AND THE SHADES OF THE SMALL TILES CREATE AN ORIGINAL EARTHY EFFECT. Il contrasto tra le forme geometriche del mosaico e le sfumature cromatiche delle tessere crea un originale effetto materico.



## IN THE MOOD TO RELAX

The three-dimensional wall tiles define the industrial mood of the bathroom. The metropolitan flavor of the environment is personalized by the touch of green concrete-effect tiles on the wall.

Il rivestimento tridimensionale definisce il mood industrial del bagno. Il sapore metropolitano dell'ambiente è personalizzato dal tocco di verde effetto cemento spatolato a parete.



### WALL TILES

Boost Sage  
40x80 cm | 15<sup>3</sup>/<sub>4</sub>"x31<sup>1</sup>/<sub>2</sub>"

Boost White  
40x80 cm | 15<sup>3</sup>/<sub>4</sub>"x31<sup>1</sup>/<sub>2</sub>"

Boost 3D Urban White  
40x80 cm | 15<sup>3</sup>/<sub>4</sub>"x31<sup>1</sup>/<sub>2</sub>"

### PORCELAIN TILES

Boost Pearl  
Matte/Matt 75x150 cm | 29<sup>1</sup>/<sub>2</sub>"x59"

Marvel Statuario Select  
Polished/Lappato 75x150 cm | 29<sup>1</sup>/<sub>2</sub>"x59"





01

# PURE MOMENTS OF RELAXATION

—ES El revestimiento tridimensional define el mood industrial del cuarto de baño. El sabor metropolitano del ambiente está personalizado por el toque de verde en la pared de efecto cemento espatulado.

—DE Der dreidimensionale Wandbelag definiert einen „industrial mood“ des Bads. Der großstädtische Charakter des Raums wird durch die grüne Note der gespachtelten Zementoptik personalisiert.

—FR Le revêtement tridimensionnel définit le mood industriel de la salle de bains. La saveur urbaine de la pièce est personnalisée par une touche de vert effet ciment brossé sur le mur.

—RU Трехмерная плитка украшает ванную в индустриальном стиле. Ноту индивидуальности урбанистическому дизайну стен придает зеленый «цементный» штрих.

01  
Boost Sage  
40x80 cm | 15<sup>3</sup>/<sub>4</sub>"x31<sup>1</sup>/<sub>2</sub>"

02  
Boost Sage  
40x80 cm | 15<sup>3</sup>/<sub>4</sub>"x31<sup>1</sup>/<sub>2</sub>"

Boost White  
40x80 cm | 15<sup>3</sup>/<sub>4</sub>"x31<sup>1</sup>/<sub>2</sub>"

Boost Pearl  
Matte/Matt 75x150 cm | 29<sup>1</sup>/<sub>2</sub>"x59"

April 2021

Atlas Concorde — Boost

30



02

INDEX

OVERVIEW

SPACES

RANGE

TECH. SPECS

31

- The wall tiles with a concrete effect have a soft and pleasant touch. Il rivestimento effetto cemento spatolato presenta una mano morbida e gradevole.

04

## A ROOM OF YOUR OWN

PERFECT FOR THE BATHROOM, IDEAL FOR ALL OTHER AREAS OF THE HOUSE. THE WALL TILES LEND THEMSELVES TO PROJECTS WITH PORCELAIN TILE FLOORS, WHERE ALL THE SPACES REFLECT THE SAME STYLE.

Perfetto per il bagno, ideale per tutte le altre zone della casa. Il rivestimento si presta a progetti integrali con la superficie in gres porcellanato, dove tutti gli spazi vestono lo stesso stile.

**03**  
Boost Sage 40x80 cm | 15<sup>3</sup>/<sub>4</sub>"x31<sup>1</sup>/<sub>2</sub>"  
Boost White 40x80 cm | 15<sup>3</sup>/<sub>4</sub>"x31<sup>1</sup>/<sub>2</sub>"  
Boost Pearl Matte/Matt 75x150 cm | 29<sup>1</sup>/<sub>2</sub>"x59"

**04**  
Boost Sage 40x80 cm | 15<sup>3</sup>/<sub>4</sub>"x31<sup>1</sup>/<sub>2</sub>"





## A PLAY OF UNEXPECTED COLORS

THE WALL TILES IN THE SAGE COLOR STANDS OUT AGAINST THE NEUTRAL COLORS OF PORCELAIN FLOOR TILES. AND IT MAKES THE THREE-DIMENSIONAL WALL OF THE SINK AREA EVEN MORE DOWN TO EARTH. **Il rivestimento nella tinta Sage risalta sulle cromie neutre del gres porcellanato. E rende ancora più materica la parete tridimensionale della zona lavabo.**

**05**  
 Boost Sage  
 40x80 cm | 15<sup>3</sup>/<sub>4</sub>"x31<sup>1</sup>/<sub>2</sub>"  
 Boost 3D Urban White  
 40x80 cm | 15<sup>3</sup>/<sub>4</sub>"x31<sup>1</sup>/<sub>2</sub>"  
 Boost Pearl  
 Matte/Matt 75x150 cm | 29<sup>1</sup>/<sub>2</sub>"x59"  
 Marvel Statuario Select  
 Polished/Lappato 75x150 cm | 29<sup>1</sup>/<sub>2</sub>"x59"





INSPIRED BY THE IMPRESSION OF FORMWORK ON A ROUGH CONCRETE WALL, 3D URBAN IS A STYLISTIC CHOICE WITH A STRONG IMPACT, BOTH IN VISUAL AND TACTILE TERMS.  
 Ispirato all'impronta della cassaforma su un muro di cemento grezzo, 3D Urban è una scelta stilistica di forte impatto, sia in termini visivi che tattili.

**06**  
 Boost 3D Urban White 40x80 cm | 15<sup>3</sup>/<sub>4</sub>"x31<sup>1</sup>/<sub>2</sub>"

**07**  
 Boost 3D Urban White 40x80 cm | 15<sup>3</sup>/<sub>4</sub>"x31<sup>1</sup>/<sub>2</sub>"

Marvel Statuario Select Polished/Lappato 75x150 cm | 29<sup>1</sup>/<sub>2</sub>"x59"



06



07

● **Easy to clean and resistant to the most commonly used chemical agents.**  
 Facile da pulire e resistente agli agenti chimici più comuni.

# THE IDEAL SETTING FOR ANY STYLE

The versatility of the surface lends itself to creating environments that reflect the taste of those who designed them. The concrete effect creates the ideal setting for displaying stylish objects.

La versatilità della superficie si presta a costruire ambienti che rispecchiano il gusto di chi li ha pensati. L'effetto cemento crea lo scenario ideale per esporre oggetti di stile.



## PORCELAIN TILES

Boost Tarmac  
Matte/Matt 75x150 cm | 29 1/2"x59"

Boost Grey  
Matte/Matt 75x150 cm | 29 1/2"x59"

Boost Tarmac Mosaico Hex Jade  
25x28,5 cm | 9 7/8"x11 1/4"

Marvel Edge Red Luxury  
Polished/Lappato 75x150 cm | 29 1/2"x59"

Marvel Edge Royal Calacatta  
Polished/Lappato 75x150 cm | 29 1/2"x59"

Marvel Edge Agata Azul  
Polished/Lappato 75x150 cm | 29 1/2"x59"



- **Can be installed with precise grout lines. This lends to a continual look to surfaces.**  
Posabile a fuga minima per dare continuità alla superficie.

01

01 Boost Tarmac Matte/Matt 75x150 cm | 29<sup>1</sup>/<sub>2</sub>"x59"  
Marvel Edge Red Luxury Polished/Lappato 75x150 cm | 29<sup>1</sup>/<sub>2</sub>"x59" / Marvel Edge Royal Calacatta Polished/Lappato 75x150 cm | 29<sup>1</sup>/<sub>2</sub>"x59" / Marvel Edge Agata Azul Polished/Lappato 75x150 cm | 29<sup>1</sup>/<sub>2</sub>"x59"



—ES Debido a la versatilidad de la superficie es posible dar vida a ambientes que reflejan el gusto de quienes los ha ideado. El efecto cemento crea el escenario perfecto para exponer objetos de estilo.

—DE Die vielseitige Oberfläche eignet sich zur Gestaltung von Räumen, die den Geschmack ihrer Planer widerspiegeln. Zementoptik bildet das ideale Szenario für die Ausstellung von Stilobjekten.

—FR L'éclectisme de la surface se prête à la création d'espaces qui reflètent le goût de ceux qui les ont pensés. L'effet ciment crée le scénario idéal pour exposer des objets de style.

—RU Универсальная нейтральность поверхности дает возможность с легкостью отразить в интерьерах вкус того, кто их задумал. Фактура цемента может стать идеальным фоном для выставления стильных предметов.

# STRIKING WELCOME

The vigorous look of concrete-effect porcelain floor tiles defines the atmosphere of retail projects and hospitality spaces. The earthy surface combined with warm shades becomes an element of compelling expressiveness.

Il look deciso del gres porcellanato effetto cemento definisce l'atmosfera dei progetti retail e degli spazi dell'ospitalità. La superficie materica, unita alle sfumature calde, diventa un elemento di forte espressività.



**02**  
Boost Tarmac  
Matte/Matt 75x150 cm | 29 1/2"x59"  
Boost Grey  
Matte/Matt 75x150 cm | 29 1/2"x59"



● The surface is resistant to scratching and wear over time.  
La superficie resiste ai graffi e all'usura del tempo.



- Can be installed with precise grout lines. This lends to a continual look to surfaces. Posabile a fuga minima per dare continuità alla superficie.



## DESIGNED BY LIGHT AND SHADOWS

03  
Boost Tarmac  
Matte/Matt 75x150 cm | 29 1/2"x59"  
Boost Grey  
Matte/Matt 75x150 cm | 29 1/2"x59"

THE DARKER COLOR SEEMS LIKE A CONTRASTING RUG LAID ON THE FLOOR IN SHADES OF RAW CONCRETE. A DUALISM THAT DEFINES PATHWAYS AND LENGTHENS THE PERSPECTIVE, IN A PLAY OF LIGHT AND SHADOWS INTERRUPTED ONLY BY OBJECTS AND MARBLE-EFFECT INSERTS.  
La cromia più scura sembra un tappeto posato a contrasto sul pavimento dai toni del cemento grezzo. Un dualismo che disegna i percorsi e allunga la prospettiva, in un gioco di chiaroscuri interrotto solo dai volumi e dagli inserti effetto marmo.





THE HEXAGONS MADE UP OF DIFFERENTLY SHAPED SMALL TILES, WITH INSERTS INSPIRED BY MURANO GLASS, ADD A NOTE OF COLOR AND VITALITY TO THE WALLS.  
 Gli esagoni costituiti da tessere di forma diversa, con inserti ispirati ai vetri di Murano, danno una nota di colore e vitalità alle pareti.

- 04**  
Boost Tarmac Matte/Matt 75x150 cm | 29 1/2"x59"
- Boost Tarmac Mosaico Hex Jade 25x28,5 cm | 9 7/8"x11 1/4"
- Marvel Edge Royal Calacatta Polished/Lappato 75x150 cm | 29 1/2"x59"
- 05**  
Boost Tarmac Mosaico Hex Jade 25x28,5 cm | 9 7/8"x11 1/4"





## AUTHENTICITY THAT CREATES AN ATMOSPHERE

The stylistic fusion that derives from the combination of surfaces, volumes, and furnishings inspired by other materials like wood and marble shift the essential character of pure industrial style a more welcoming and sophisticated aesthetic.

Le contaminazioni stilistiche che derivano dagli accostamenti con superfici, volumi e arredi ispirati ad altri materiali come legno e marmo evolvono l'essenzialità del puro stile industriale verso un'estetica più accogliente e sofisticata.



### PORCELAIN TILES

Boost Smoke  
Matte/Matt 120x120 cm | 47<sup>1</sup>/<sub>4</sub>"x47<sup>1</sup>/<sub>4</sub>"

Boost Smoke Mosaico Hex Yellow  
25x28,5 cm | 9<sup>7</sup>/<sub>8</sub>"x11<sup>1</sup>/<sub>4</sub>"

Boost Smoke Mosaico Hex Black  
25x28,5 cm | 9<sup>7</sup>/<sub>8</sub>"x11<sup>1</sup>/<sub>4</sub>"

Arbor Cognac  
Matte/Matt 18.5x150 cm | 7<sup>1</sup>/<sub>4</sub>"x59"



01

● **The surface guarantees high resistance to stains.**  
La superficie garantiza un'elevata resistenza alle macchie.



02

**01/02**  
Boost Smoke  
Matte/Matt 120x120 cm | 47 1/4" x 47 1/4"  
Boost Smoke Mosaico Hex Yellow  
25x28,5 cm | 9 7/8" x 11 1/4"  
Boost Smoke Mosaico Hex Black  
25x28,5 cm | 9 7/8" x 11 1/4"  
-  
Arbor Cognac  
Matte/Matt 18,5x150 cm | 7 1/4" x 59"

—**ES** Las contaminaciones estéticas que traen su origen de las combinaciones con superficies, volúmenes y decoraciones inspirados en otros materiales como la madera y el mármol, evolucionan la esencia del estilo industrial hacia una estética más acogedora y elegante.

—**DE** Stilkontaminationen, die aus dem Mix verschiedener Oberflächen, Volumen und Einrichtungen mit anderen als Vorbild dienenden Materialien wie Holz und Marmor entstehen, entwickeln den an sich schlichten, puren Industriestil weiter zu einer behaglicheren und edleren Ästhetik.

—**FR** Les contaminations de style dérivant de l'association de surfaces, de volumes et de décors qui s'inspirent à d'autres matériaux comme le bois ou le marbre, transposent la sobriété du plus pur industriel vers un esthétisme plus accueillant et plus sophistiqué.

—**PY** Сочетание с поверхностями, формами, предметами из других материалов, таких как дерево и мрамор, переносят индустриальный стиль в новое эстетическое измерение, более уютное и изысканное.



03

**03**  
 Boost Smoke  
 Matte/Matt 120x120 cm | 47 1/4"x47 1/4"  
 Boost Smoke Mosaico Hex Black  
 25x28,5 cm | 9 7/8"x11 1/4"  
 -  
 Arbor Cognac  
 Matte / Matt 18,5x150 cm | 7 1/4"x59"

**04**  
 Boost Smoke  
 Matte/Matt 120x120 cm | 47 1/4"x47 1/4"  
 Boost Smoke Mosaico Hex Yellow  
 25x28,5 cm | 9 7/8"x11 1/4"  
 -  
 Arbor Cognac  
 Matte / Matt 18,5x150 cm | 7 1/4"x59"

**THE FLOOR'S CONCRETE-INSPIRED SURFACE DIALOGS IN PERFECT HARMONY WITH THE NATURAL CHARACTER OF WOOD-EFFECT PORCELAIN FLOOR TILES. AN ALTERNATION THAT DEFINES THE SPACE AND ITS DIFFERENT FUNCTIONAL AREAS.**

**La superficie ispirata al cemento del pavimento dialoga in perfetta sintonia con la naturalezza del gres porcellanato effetto legno. Un'alternanza che definisce lo spazio e le sue diverse aree funzionali.**



04

● **Functional and easy to maintain**  
 Pratico e di facile manutenzione.



05 Boost Smoke Matle/Matt 120x120 cm | 47 1/4"x47 1/4" / Boost Smoke Mosaico Hex Black 25x28,5 cm | 9 7/8"x11 1/4" / Boost Smoke Mosaico Hex Yellow 25x28,5 cm | 9 7/8"x11 1/4"  
 06 Boost Smoke Mosaico Hex Black 25x28,5 cm | 9 7/8"x11 1/4"

## PLAYING WITH SURFACES


SIMPLE GEOMETRIC PATTERNS  
 CREATE FASCINATING EFFECTS  
 THANKS TO THE PRESENCE OF  
 COLORED GLASS INSERTS.  
 Semplici pattern geometrici danno  
 vita a effetti affascinanti, grazie alla  
 presenza di inserti in vetro colorati.



## A WARM WELCOME

A functional space enriched by a touch of color. In hospitality spaces, the concrete effect creates environments where it is easy to feel at ease.

Uno spazio funzionale arricchito da un tocco di colore. Negli ambienti dell'ospitalità l'effetto cemento crea scenografie dove è facile sentirsi a proprio agio.



### WALL TILES

Boost Red  
40x80 cm | 15<sup>7</sup>/<sub>8</sub>"x31<sup>1</sup>/<sub>2</sub>"

Boost Grey  
40x80 cm | 15<sup>7</sup>/<sub>8</sub>"x31<sup>1</sup>/<sub>2</sub>"

Boost 3D Urban Grey  
40x80 cm | 15<sup>7</sup>/<sub>8</sub>"x31<sup>1</sup>/<sub>2</sub>"

Boost Red Corner 40  
1,4x40 cm | 1<sup>1</sup>/<sub>2</sub>"x15<sup>3</sup>/<sub>8</sub>"

Boost Red Corner A.E.  
1,4x1,4 cm | 1<sup>1</sup>/<sub>2</sub>"x1<sup>1</sup>/<sub>2</sub>"

### PORCELAIN TILES

Boost Grey  
Matte / Matt 75x150 cm | 29<sup>1</sup>/<sub>2</sub>"x59"

Arbor Cognac  
Matte/Matt 18,5x150 cm | 7<sup>1</sup>/<sub>4</sub>"x59"

THE MATERIAL EFFECTS TYPICAL OF CONCRETE SURFACES MAKE THE WHITE BODY WALL TILES PLEASING TO THE EYE AND TO THE TOUCH.

Gli effetti materici caratteristici della superficie cementizia rendono il rivestimento in pasta bianca piacevole alla vista e gradevole al tatto.



01

**01**  
Boost Red  
40x80 cm | 15<sup>3</sup>/<sub>4</sub>"x31<sup>1</sup>/<sub>2</sub>"

**02**  
Boost Red  
40x80 cm | 15<sup>3</sup>/<sub>4</sub>"x31<sup>1</sup>/<sub>2</sub>"

Boost 3D Urban Grey  
40x80 cm | 15<sup>3</sup>/<sub>4</sub>"x31<sup>1</sup>/<sub>2</sub>"

Arbor Cognac  
Matte/Matt 18,5x150 cm | 7<sup>1</sup>/<sub>4</sub>"x59"

**—ES** Un espacio funcional enriquecido con un toque de color. En las zonas dedicadas a la hospitalidad el efecto cemento crea escenografías en las que es fácil sentirse siempre a gusto.

**—DE** Ein funktioneller, durch eine farbige Note bereicherter Raum. Im Gastgewerbe erzeugt Zementoptik ein Ambiente, in dem man sich schnell zu Hause fühlt.

**—FR** Un espace fonctionnel enrichi d'une touche de couleur. Dans les lieux de l'hospitalité, l'effet ciment crée des scénographies où il est facile de se sentir à l'aise.

Функциональное пространство с оригинальным цветовым акцентом. Фактура цемента создает теплую обстановку, дарящую ощущение комфорта.

02



● Easy to drill and cut and lay, suitable for multiple application in commercial venues.

Facile da forare e da posare, consente molteplici applicazioni negli ambienti commerciali.

INDEX

OVERVIEW

SPACES

RANGE

TECH. SPECS



THE SOFT THREE-DIMENSIONAL RELIEF OF THE WALL TILES RECALLS CRAFTSMANSHIP INSPIRED BY FORMWORKS. Il morbido rilievo tridimensionale del rivestimento richiama la lavorazione artigianale ispirata alla cassaforma.



04

**03**  
Boost Red 40x80 cm | 15<sup>3</sup>/<sub>4</sub>"x31<sup>1</sup>/<sub>2</sub>"  
Boost 3D Urban Grey 40x80 cm | 15<sup>3</sup>/<sub>4</sub>"x31<sup>1</sup>/<sub>2</sub>"  
Boost Red Corner 40 1,4x40 cm | 1<sup>1</sup>/<sub>2</sub>"x15<sup>3</sup>/<sub>4</sub>"  
Boost Red Corner A.E. 1,4x1,4 cm | 1<sup>1</sup>/<sub>2</sub>"x1<sup>1</sup>/<sub>2</sub>"  
Boost Grey Matte/Matt 75x150 cm | 29<sup>1</sup>/<sub>2</sub>"x59"  
Arbor Cognac Matte/Matt 18,5x150 cm | 7<sup>1</sup>/<sub>4</sub>"x59"

**04**  
Boost 3D Urban Grey 40x80 cm | 15<sup>3</sup>/<sub>4</sub>"x31<sup>1</sup>/<sub>2</sub>"  
Boost Red 40x80 cm | 15<sup>3</sup>/<sub>4</sub>"x31<sup>1</sup>/<sub>2</sub>" /  
Boost Red Corner 40 1,4x40 cm | 1<sup>1</sup>/<sub>2</sub>"x15<sup>3</sup>/<sub>4</sub>"  
Boost Red Corner A.E. 1,4x1,4 cm | 1<sup>1</sup>/<sub>2</sub>"x1<sup>1</sup>/<sub>2</sub>"  
Boost Grey Matte/Matt 75x150 cm | 29<sup>1</sup>/<sub>2</sub>"x59"



# URBAN STYLE IN THE ROUND



05

**05**  
Boost Red  
40x80 cm | 15 5/8"x31 1/2"  
Boost 3D Urban Grey  
40x80 cm | 15 5/8"x31 1/2"  
Boost Grey  
Matte/Matt 75x150 cm | 29 1/2"x59"

**06**  
Boost Red  
40x80 cm | 15 5/8"x31 1/2"

● **Impact and wear resistant:**  
suitable for commercial venues.  
Resistente agli urti e all'usura: è  
ideale in contesti commerciali.



06



## INDUSTRIAL STYLE FOR CHIC LIVING

Large formats on the floor and walls during renovations allow you to update the interior design without changing the existing architecture.

Il grande formato applicato a pavimento e a rivestimento nella ristrutturazione consente di aggiornare il progetto degli interni senza stravolgere l'architettura esistente.



### PORCELAIN TILES

Boost Grey  
Matte / Matt 120x278 cm | 47 1/4" x 109 1/2"

Boost White  
Matte / Matt 120x278 cm | 47 1/4" x 109 1/2"



- **No deterioration or production of dust.**  
Non si deteriora e non rilascia polvere.



## EXTENSIVE DESIGN POSSIBILITIES

## 01

Boost Grey  
Matte/Matt 120x278 cm | 47 1/4" x 109 1/2"

Boost White  
Matte/Matt 120x278 cm | 47 1/4" x 109 1/2"

## 02

Boost Grey  
Matte/Matt 120x278 cm | 47 1/4" x 109 1/2"

—ES Cuando se lleva a cabo una reestructuración, con el formato grande colocado tanto en el suelo como en la pared es posible actualizar los interiores sin cambiar la arquitectura existente.

—DE Das Großformat an Boden und Wand erlaubt bei Renovierungen eine aktuelle Umgestaltung der Innenräume ohne invasive Umbauten.

—FR Le grand format posé au sol et au mur pour la rénovation permet d'actualiser les projets d'intérieur sans dénaturer l'existant.

—RU Большой формат на полах и стенах дает возможность переделать интерьеры, не нарушая внешней архитектуры здания



03

120x278 cm  $\pm$  6 mm

THE LARGE FORMAT SLABS IN THE OPEN SPACES OF THE LIVING ROOM AND KITCHEN CREATE A CONTINUOUS SURFACE, MINIMIZING THE VISIBILITY OF THE JOINTS.

Le lastre in grande formato negli spazi aperti di living e cucina creano una superficie continua, riducendo al minimo la percezione delle fughe.

**03/04**  
FLOOR  
Boost Grey  
Matte/Matt 120x278 cm | 47<sup>1</sup>/<sub>4</sub>"x109<sup>1</sup>/<sub>2</sub>"

**COUNTERTOP**  
AtlasPlan Boost White  
Silk 162x324 cm | 63<sup>3</sup>/<sub>4</sub>"x 127<sup>1</sup>/<sub>2</sub>"



04

● Resistant to color-fading due to sunlight exposure.  
Resistente alla luce, non cambia colore nel tempo.



# CONTEMPORARY RELAX

05



06

**05/06**  
**FLOOR**  
 Boost White  
 Matte/Matt 120x120 cm | 47<sup>1</sup>/<sub>4</sub>"x47<sup>1</sup>/<sub>4</sub>"

**WALL**  
 Boost Smoke  
 Matte/Matt 120x278 cm | 47<sup>1</sup>/<sub>4</sub>"x109<sup>1</sup>/<sub>2</sub>"

**BATHUB**  
 AtlasPlan Boost Smoke  
 Matte/Matt 162x324 cm | 63<sup>3</sup>/<sub>4</sub>"x 127<sup>1</sup>/<sub>2</sub>"



## SPECIAL SOLUTIONS FOR EXCLUSIVE PLACES

The concrete effect extends to all spaces of everyday life, from the most intimate to the most sociable, from the interior to the exterior. The non-slip Grip finish and the 20 mm thickness allow you to project your own style in safety and continuity, extending the design possibilities.

L'effetto cemento si estende a tutti gli spazi del vivere quotidiano, dai più intimi ai più conviviali, dagli interni agli esterni. La finitura antiscivolo Grip e lo spessore 20 mm permettono di proiettare all'esterno il proprio stile in sicurezza e continuità, ampliando le possibilità progettuali.



### PORCELAIN TILES

Boost White  
Grip 120x120 cm | 47<sup>1</sup>/<sub>4</sub>"x47<sup>1</sup>/<sub>4</sub>"

Boost White  
Matte/Matt 120x120 cm | 47<sup>1</sup>/<sub>4</sub>"x47<sup>1</sup>/<sub>4</sub>"

### OUTDOOR PAVING

Boost White  $\pm$  20mm  
120x120 cm | 47<sup>1</sup>/<sub>4</sub>"x47<sup>1</sup>/<sub>4</sub>"

Boost White Round  $\pm$  20mm  
33x120 cm | 13"x47<sup>1</sup>/<sub>4</sub>"

Boost White Round Angolare Dx/Sx  $\pm$  20mm  
33x120 cm | 13"x47<sup>1</sup>/<sub>4</sub>"



- **Resistant to salty and chlorinated water: ideal for swimming pools.**  
Resiste all'acqua salata e clorata:  
ideale per le piscine.



**01/02**  
**OUTDOOR PAVING**  
Boost White 20mm  
120x120 cm | 47 1/4" x 47 1/4"

—**ES** El efecto cemento llega a todos los espacios de la vida cotidiana, desde los más íntimos hasta los más convencionales, desde los interiores hasta los exteriores. Gracias al acabado antideslizante Grip y el grosor de 20 mm es posible proyectar al exterior el propio estilo en total seguridad y continuidad visual, ampliando las posibilidades de diseño.

—**DE** Die Zementoptik erstreckt sich über alle Räume des täglichen Lebens, vom Wohn- bis zum Schlafbereich, von innen nach außen. Die Oberfläche Grip und die Stärke 20 mm erlauben die Fortsetzung Ihres Stils auch im Freien, in absoluter Sicherheit und Kontinuität, und bieten vielfältige Planungsmöglichkeiten.

—**FR** L'effet ciment gagne tous les espaces de la vie quotidienne, des plus intimes aux plus conviviaux, de l'intérieur à l'extérieur. La finition Grip antiglisse et l'épaisseur de 20 mm permettent de projeter chaque style vers l'extérieur, en toute sécurité et en continuité, en élargissant ainsi les possibilités de conception.

—**PY** Рисунок цемента охватывает все пространства дома, от самых интимных до гостиных, от внутренних до наружных. Поверхность Grip с высоким сопротивлением скольжению и толщина 20 мм позволяют перенести свой стиль на улицу, где покрытия будут столь же красивы и безопасны, как и в доме.



● **Material resistant to frost.**  
 Materiale resistente al gelo.

THE 120X120 CM SIZE WITH GRIP FINISH  
 GUARANTEES TOTAL APPLICATION  
 CONTINUITY INDOORS AND OUT.  
 Il formato 120x120 cm con finitura Grip  
 garantisce la totale continuità applicativa  
 tra interno ed esterno.



03 Boost White Grip 120x120 cm | 47 1/4"x47 1/4" / Boost White Matte/Matt 120x120 cm | 47 1/4"x47 1/4"  
 OUTDOOR PAVING Boost White ± 20mm 120x120 cm | 47 1/4"x47 1/4" / Boost White Round ± 20mm 33x120 cm | 13"x47 1/4"  
 04 Boost White Grip 120x120 cm | 47 1/4"x47 1/4" / Boost White Matte/Matt 120x120 cm | 47 1/4"x47 1/4" OUTDOOR PAVING Boost White ± 20mm 120x120 cm





BRIGHT INTERIORS, RELAXING ATMOSPHERES: THE LARGE SIZES ALLOW YOU TO DESIGN CONTEMPORARY INTERIORS IN HARMONY WITH THE LANDSCAPE WITH MAXIMUM FREEDOM.

**Interni luminosi, atmosfere rilassanti: i grandi formati permettono di progettare con la massima libertà interni contemporanei che entrano in sintonia con il paesaggio.**




**TOTAL  
FREEDOM**

**05**  
Boost White  
Matte/Matt 120x120 cm | 47 1/4"x47 1/4"  
·  
Marvel Edge Red Luxury  
Polished/Lappato 75x150 cm | 29 1/2"x59"



# PERFECT EVERYWHERE

**06**  
Boost White  
Grip 120x120 cm | 47 1/4"x47 1/4"  
  
Boost White  
Matte/Matt 120x120 cm | 47 1/4"x47 1/4" |  
  
**07**  
Boost White  
Matte/Matt 120x120 cm | 47 1/4"x47 1/4"  
-  
Marvel Edge Red Luxury  
Polished/Lappato 75x150 cm | 29 1/2"x59"





## THE NEW DIMENSION OF BEAUTY

The concrete effect opens the doors to contemporary style: the large porcelain tiles measuring 120x278 cm stand out for their technical potential and compositional versatility, furnishing kitchen and living spaces where visual impact goes hand in hand with design.

L'effetto cemento apre le porte al contemporaneo: il grande formato 120x278 cm in gres porcellanato si distingue per potenzialità tecniche e versatilità compositiva, arredando spazi cucina e living in cui l'impatto visivo va di pari passo con il design.



**FLOOR**  
Boost White  
Matte/Matt 120x278 cm | 47<sup>1</sup>/<sub>4</sub>"x109<sup>1</sup>/<sub>2</sub>"

**WALL**  
Boost Tarmac  
Matte/Matt 120x278 cm | 47<sup>1</sup>/<sub>4</sub>"x109<sup>1</sup>/<sub>2</sub>"

**KITCHEN COUNTERTOP**  
AtlasPlan Boost White  
Matte/Matt 162x324 cm | 63<sup>3</sup>/<sub>4</sub>"x 127<sup>1</sup>/<sub>2</sub>"

PERFECT FOR KITCHEN  
COUNTERTOPS: THE LARGE  
PORCELAIN SLABS OFFER  
HYGIENIC SURFACES RESISTANT  
TO HIGH TEMPERATURES.

Perfette per i piani cucina: le grandi  
lastre in gres porcellanato creano  
superfici igieniche e resistenti alle  
alte temperature.



01

**01/02**

**FLOOR**

Boost White  
Matte/Matt 120x278 cm | 47<sup>1</sup>/<sub>2</sub>"x109<sup>1</sup>/<sub>2</sub>"

**WALL**

Boost Tarmac  
Matte/Matt 120x278 cm | 47<sup>1</sup>/<sub>2</sub>"x109<sup>1</sup>/<sub>2</sub>"

**KITCHEN COUNTERTOP**

AtlasPlan Boost White  
Matte/Matt 162x324 cm | 63<sup>3</sup>/<sub>4</sub>"x 127<sup>1</sup>/<sub>2</sub>"

02



● The surface is resistant to  
scratching and wear over time.  
La superficie resiste ai graffi e  
all'usura nel tempo.



# FEELING CONCRETE, LOOK CONTEMPORARY

**FLOOR**  
Boost Pearl  
Matte/Matt 120x120 cm | 47<sup>1</sup>/<sub>4</sub>"x47<sup>1</sup>/<sub>4</sub>"

**WALL**  
Boost Tarmac  
Matte/Matt 120x278 cm | 47<sup>1</sup>/<sub>4</sub>"x109<sup>1</sup>/<sub>2</sub>"

**KITCHEN COUNTERTOP**  
AtlasPlan Boost Smoke  
Matte/Matt 162x324 cm | 63<sup>3</sup>/<sub>4</sub>"x 127<sup>1</sup>/<sub>2</sub>"

**01/02****FLOOR**

Boost Pearl  
Matte/Matt 120x120 cm | 47<sup>1</sup>/<sub>8</sub>"x47<sup>1</sup>/<sub>8</sub>"

**WALL**

Boost Tarmac  
Matte/Matt 120x278 cm | 47<sup>1</sup>/<sub>8</sub>"x109<sup>1</sup>/<sub>2</sub>"

**KITCHEN COUNTERTOP**

AtlasPlan Boost Smoke  
Matte/Matt 162x324 cm | 63<sup>3</sup>/<sub>8</sub>"x 127<sup>1</sup>/<sub>2</sub>"

—**ES** El efecto cemento hace que el espacio de la cocina sea moderno y acogedor, perfecto en cada detalle. La estética sofisticada de la materia se intensifica en las placas grandes 120x278 cm de 6 mm de grosor vistiendo las paredes y los suelos de cada estancia de la casa.

—**DE** Zementoptik als zeitgemäßes Element: Das Großformat 120x278 cm aus Feinsteinzeug zeichnet sich durch technisches Potenzial und große Kombinationsvielfalt aus. Sie gestaltet Küchen und Wohnräume, in denen die optische Wirkung mit dem Design Schritt hält.

—**FR** L'effet ciment rend l'espace cuisine moderne et accueillant, parfait dans les moindres détails. L'esthétisme sophistiqué de la matière gagne les grandes plaques 120x278 cm de 6 mm d'épaisseur pour habiller les murs et les sols de la maison.

—**RU** Рисунок цемента необыкновенно современен: большой формат 120x278 см в силу своего высокого технического и композиционного потенциала украшает интерьер кухни и гостиной стильно, эффектно и функционально.

THE CONCRETE EFFECT MAKES THE KITCHEN SPACE MODERN AND WELCOMING, PERFECT IN EVERY DETAIL. THE SOPHISTICATED LOOK OF THE MATERIAL EXPANDS TO TILES MEASURING 120x278 CM WITH A THICKNESS OF 6 MM, FURNISHING WALLS AND FLOORS THROUGHOUT THE HOUSE. L'effetto cemento rende lo spazio cucina moderno e accogliente, perfetto in ogni dettaglio. L'estetica sofisticata della materia si espande nelle grandi lastre 120x278 cm in 6 mm di spessore vestendo le pareti e i pavimenti della casa.



# NEW AESTHETIC EXCELLENCE



**01/02  
FLOOR**  
Boost Tarmac  
Matte/Matt 120x278 cm | 47 1/4"x109 1/2"

**WALL**  
Boost Pearl  
Matte/Matt 120x278 cm | 47 1/4"x109 1/2"

**KITCHEN COUNTERTOP**  
AtlasPlan Marvel Stone Basallina Volcano  
Matte/Matt 162x324 cm | 63 3/4"x127 1/2"



## 162x324 cm $\pm$ 6/12 mm

LARGE SLABS MEASURING 162x324 CM MAKE IT POSSIBLE TO CREATE KITCHEN WORKTOPS AND TABLES WITH A SURFACE THAT IS RESISTANT TO SCRATCHES AND WEAR.

**Grandi lastre 162x324 cm permettono di realizzare piani cucina e tavoli da lavoro grazie a una superficie resistente ai graffi e all'usura.**

**01/02**  
**FLOOR**  
 Boost Tarmac  
 Matte/Matt 120x278 cm | 47<sup>1</sup>/<sub>4</sub>"x109<sup>1</sup>/<sub>2</sub>"

**WALL**  
 Boost Pearl  
 Matte/Matt 120x278 cm | 47<sup>1</sup>/<sub>4</sub>"x109<sup>1</sup>/<sub>2</sub>"

**KITCHEN COUNTERTOP**  
 AtlasPlan Marvel Stone Basaltina Volcano  
 Matte/Matt 162x324 cm | 63<sup>3</sup>/<sub>4</sub>"x 127<sup>1</sup>/<sub>2</sub>"



BOOST

# Porcelain tiles

## COLOURED BODY PORCELAIN TILES - RECTIFIED MONOCALIBER

GRES PORCELLANATO COLORATO IN MASSA - RETTIFICATO MONOCALIBRO

Grès cérame coloré dans la masse - Rectifié mono-calibre / Durchgefärbtes Feinsteinzeug - Geschliffen einkalibrig /

Gres porcelánico coloreado en masa - Rectificado monocalibre / Керамический гранит окрашенный в массе - Ретифицированный в одном калибре



Size	Thickness	White	Pearl	Grey	Smoke	Tarmac
160x320 cm - 63"x126"	± 6 mm	Matte			Matte	
160x160 cm - 63"x63"	± 6 mm	Matte			Matte	
120x278 cm - 47 1/4"x109 1/2"	± 6 mm	Matte	Matte	Matte	Matte	Matte
120x240 cm - 47 1/4"x94 1/2"	± 9 mm	Matte	Matte	Matte	Matte	Matte
120x120 cm - 47 1/4"x47 1/4"	± 6 mm	Matte	Matte	Matte	Matte	Matte
	± 9 mm	Matte	Matte	Matte	Matte	Matte
75x150 cm - 29 1/2"x59"	± 9 mm	Matte	Matte	Matte	Matte	Matte
60x120 cm - 23 5/8"x47 1/4"	± 9 mm	Matte	Matte	Matte	Matte	Matte
75x75 cm - 29 1/2"x29 1/2"	± 9 mm	Matte	Matte	Matte	Matte	Matte
37,5x75 cm - 14 3/4"x29 1/2"	± 9 mm	Matte	Matte	Matte	Matte	Matte
60x60 cm - 23 5/8"x23 5/8"	± 9 mm	Matte	Matte	Matte	Matte	Matte
30x60 cm - 11 3/4"x23 5/8"	± 9 mm	Matte	Matte	Matte	Matte	Matte

### Outdoor and Wet Areas

120x120 cm - 47 1/4"x47 1/4"	± 9 mm	Grip	Grip	Grip	Grip	Grip
	± 20 mm	Textured		Textured	Textured	Textured
120x240 cm - 47 1/4"x94 1/2"	± 20 mm	Textured		Textured		
60x120 cm - 23 5/8"x47 1/4"	± 20 mm	Textured		Textured	Textured	Textured
90x90 cm - 35 3/8"x35 3/8"	± 20 mm	Textured		Textured	Textured	Textured
60x60 cm - 23 5/8"x23 5/8"	± 20 mm	Textured		Textured	Textured	Textured

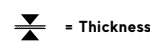
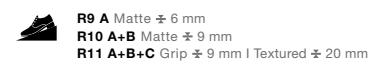
### Slabs for Furniture

162x324 cm - 63 3/4"x127 1/2"	± 6 mm	Hammered			Hammered	
	± 12 mm	Hammered			Hammered	
	± 20 mm				Hammered	

#### Destination of use



#### Anti-slip



#### Color-shading



INDEX

OVERVIEW

SPACES

RANGE

TECH. SPECS

Porcelain tile decors

**Boost White Mosaico Matt**  
30x30 cm - 11<sup>3</sup>/<sub>4</sub>"x11<sup>3</sup>/<sub>4</sub>"



**Boost Pearl Mosaico Matt**  
30x30 cm - 11<sup>3</sup>/<sub>4</sub>"x11<sup>3</sup>/<sub>4</sub>"



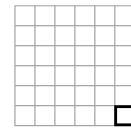

**Boost Grey Mosaico Matt**  
30x30 cm - 11<sup>3</sup>/<sub>4</sub>"x11<sup>3</sup>/<sub>4</sub>"



**Boost Smoke Mosaico Matt**  
30x30 cm - 11<sup>3</sup>/<sub>4</sub>"x11<sup>3</sup>/<sub>4</sub>"



**Boost Tarmac Mosaico Matt**  
30x30 cm - 11<sup>3</sup>/<sub>4</sub>"x11<sup>3</sup>/<sub>4</sub>"



4,8x4,8 cm  
1<sup>7</sup>/<sub>8</sub>"x1<sup>7</sup>/<sub>8</sub>"

**Boost White Mosaico Shapes**  
31x33,5 cm - 12<sup>1</sup>/<sub>4</sub>"x13<sup>1</sup>/<sub>4</sub>"



**Boost Pearl Mosaico Shapes**  
31x33,5 cm - 12<sup>1</sup>/<sub>4</sub>"x13<sup>1</sup>/<sub>4</sub>"



**Boost Grey Mosaico Shapes**  
31x33,5 cm - 12<sup>1</sup>/<sub>4</sub>"x13<sup>1</sup>/<sub>4</sub>"



**Boost Smoke Mosaico Shapes**  
31x33,5 cm - 12<sup>1</sup>/<sub>4</sub>"x13<sup>1</sup>/<sub>4</sub>"



**Boost Tarmac Mosaico Shapes**  
31x33,5 cm - 12<sup>1</sup>/<sub>4</sub>"x13<sup>1</sup>/<sub>4</sub>"



A 11,4x6,5 cm - 4<sup>1</sup>/<sub>2</sub>"x2<sup>1</sup>/<sub>2</sub>"  
B 11,4x6,5 cm - 4<sup>1</sup>/<sub>2</sub>"x2<sup>1</sup>/<sub>2</sub>"  
C 6,3x3,2 cm - 2<sup>1</sup>/<sub>2</sub>"x1<sup>1</sup>/<sub>4</sub>"

**Boost Smoke Mosaico Hex Yellow** 🖐️  
25x28,5 cm - 9<sup>7</sup>/<sub>8</sub>"x11<sup>1</sup>/<sub>4</sub>"



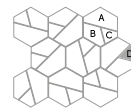
**Boost Smoke Mosaico Hex Black** 🖐️  
25x28,5 cm - 9<sup>7</sup>/<sub>8</sub>"x11<sup>1</sup>/<sub>4</sub>"



**Boost Tarmac Mosaico Hex Jade** 🖐️  
25x28,5 cm - 9<sup>7</sup>/<sub>8</sub>"x11<sup>1</sup>/<sub>4</sub>"



**Boost Tarmac Mosaico Hex Black** 🖐️  
25x28,5 cm - 9<sup>7</sup>/<sub>8</sub>"x11<sup>1</sup>/<sub>4</sub>"



A 9,7x3,8 cm - 3<sup>7</sup>/<sub>8</sub>"x1<sup>1</sup>/<sub>2</sub>"  
B 4,8x3,8 cm - 1<sup>7</sup>/<sub>8</sub>"x1<sup>1</sup>/<sub>2</sub>"  
C 4,6x3,6 cm - 1<sup>7</sup>/<sub>8</sub>"x1<sup>1</sup>/<sub>4</sub>"  
D 4,6x3,6 cm - 1<sup>7</sup>/<sub>8</sub>"x1<sup>1</sup>/<sub>4</sub>"

🖐️ The decoration can only be laid on the wall. / Il decoro si può posare solo a rivestimento. / Décor uniquement mural. / Das Dekor kann nur an der Wand verlegt werden. / La decoración se puede colocar únicamente en paredes. / Декор может быть уложен только на стену.



BOOST

# Wall tiles

**WHITE-BODY WALL TILES - RECTIFIED MONOCALIBER**

RIVESTIMENTI IN PASTA BIANCA - RETTIFICATO MONOCALIBRO

Revêtements en pâte blanche - Rectifié mono-calibre / Weißscherbige Wandfliesen - Geschliffen einkalibrig

Revestimientos en pasta blanca - Rectificado monocolor / Настенная плитка из белой глины - Ретицированный в одном калибре

Sizes	Thickness	Surface finish	Available colors
40x80 cm - 15 <sup>3</sup> / <sub>4</sub> "x31 <sup>1</sup> / <sub>2</sub> "	± 8,5 mm	Matte	> White, Pearl, Grey, Smoke, Sage, Red
40x80 cm - 15 <sup>3</sup> / <sub>4</sub> "x31 <sup>1</sup> / <sub>2</sub> "	± 10 mm 3D Urban	Matte	> White, Pearl, Grey



**Boost White**

40x80 cm - 15<sup>3</sup>/<sub>4</sub>"x31<sup>1</sup>/<sub>2</sub>"



**Boost Pearl**

40x80 cm - 15<sup>3</sup>/<sub>4</sub>"x31<sup>1</sup>/<sub>2</sub>"



**Boost Grey**

40x80 cm - 15<sup>3</sup>/<sub>4</sub>"x31<sup>1</sup>/<sub>2</sub>"



**Boost Smoke**

40x80 cm - 15<sup>3</sup>/<sub>4</sub>"x31<sup>1</sup>/<sub>2</sub>"



**Boost Sage**

40x80 cm - 15<sup>3</sup>/<sub>4</sub>"x31<sup>1</sup>/<sub>2</sub>"



**Boost Red**

40x80 cm - 15<sup>3</sup>/<sub>4</sub>"x31<sup>1</sup>/<sub>2</sub>"



**Boost 3D Urban White**

40x80 cm - 15<sup>3</sup>/<sub>4</sub>"x31<sup>1</sup>/<sub>2</sub>"



**Boost 3D Urban Pearl**

40x80 cm - 15<sup>3</sup>/<sub>4</sub>"x31<sup>1</sup>/<sub>2</sub>"



**Boost 3D Urban Grey**

40x80 cm - 15<sup>3</sup>/<sub>4</sub>"x31<sup>1</sup>/<sub>2</sub>"



## Wall tile decors

**Boost White Minibrick**

30,5x30,5 cm - 12"x12"



**Boost Pearl Minibrick**

30,5x30,5 cm - 12"x12"



**Boost Grey Minibrick**

30,5x30,5 cm - 12"x12"



**Boost Smoke Minibrick**

30,5x30,5 cm - 12"x12"



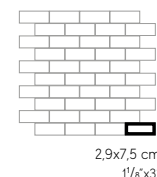

**Boost Sage Minibrick**

30,5x30,5 cm - 12"x12"



**Boost Red Minibrick**

30,5x30,5 cm - 12"x12"



**Color-shading**

V2 Slight Variation > all colors

BOOST WORLD  
Range Summary

Porcelain tiles



Size	Thickness	Finish	Boost White	Boost Pearl	Boost Grey	Boost Smoke
160x320 cm - 63"x126"	± 6 mm	Matte				Matte
160x160 cm - 63"x63"	± 6 mm	Matte				Matte
120x278 cm - 47 1/4"x109 1/2"	± 6 mm	Matte		Matte	Matte	Matte
120x240 cm - 47 1/4"x94 1/2"	± 9 mm	Matte		Matte	Matte	Matte
120x120 cm - 47 1/4"x47 1/4"	± 6 mm	Matte		Matte	Matte	Matte
	± 9 mm	Matte		Matte	Matte	Matte
75x150 cm - 29 1/2"x59"	± 9 mm	Matte		Matte	Matte	Matte
60x120 cm - 23 5/8"x47 1/4"	± 9 mm	Matte		Matte	Matte	Matte
75x75 cm - 29 1/2"x29 1/2"	± 9 mm	Matte		Matte	Matte	Matte
37,5x75 cm - 14 3/4"x29 1/2"	± 9 mm	Matte		Matte	Matte	Matte
60x60 cm - 23 5/8"x23 5/8"	± 9 mm	Matte		Matte	Matte	Matte
30x60 cm - 11 3/4"x23 5/8"	± 9 mm	Matte		Matte	Matte	Matte

Outdoor and Wet Areas

Size	Thickness	Finish	Boost White	Boost Pearl	Boost Grey	Boost Smoke
120x120 cm - 47 1/4"x47 1/4"	± 9 mm	Grip		Grip	Grip	Grip
	± 20 mm	Textured			Textured	Textured
120x240 cm - 47 1/4"x94 1/2"	± 20 mm	Textured			Textured	
60x120 cm - 23 5/8"x47 1/4"	± 20 mm	Textured			Textured	Textured
90x90 cm - 35 3/8"x35 3/8"	± 20 mm	Textured			Textured	Textured
60x60 cm - 23 5/8"x23 5/8"	± 20 mm	Textured			Textured	Textured

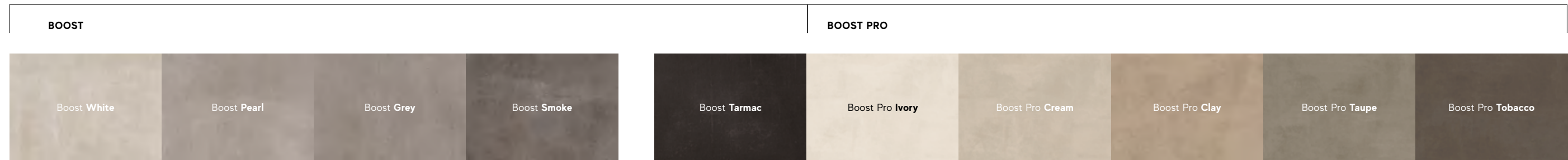
Slabs for Furniture

Size	Thickness	Finish	Boost White	Boost Pearl	Boost Grey	Boost Smoke
162x324 cm - 63 3/4"x127 1/2" > Non rectified - non rettificato	± 6 mm	Hammered				Hammered
	± 12 mm	Hammered				Hammered
	± 20 mm					Hammered


Wall tiles



Size	Thickness	Finish	Boost White	Boost Pearl	Boost Grey	Boost Smoke	Boost Sage
40x80 cm - 15 3/4"x31 1/2"	± 8,5 mm	Matte		Matte	Matte	Matte	Matte
40x80 cm - 15 3/4"x31 1/2" 3D Urban	± 10 mm	Matte		Matte	Matte		

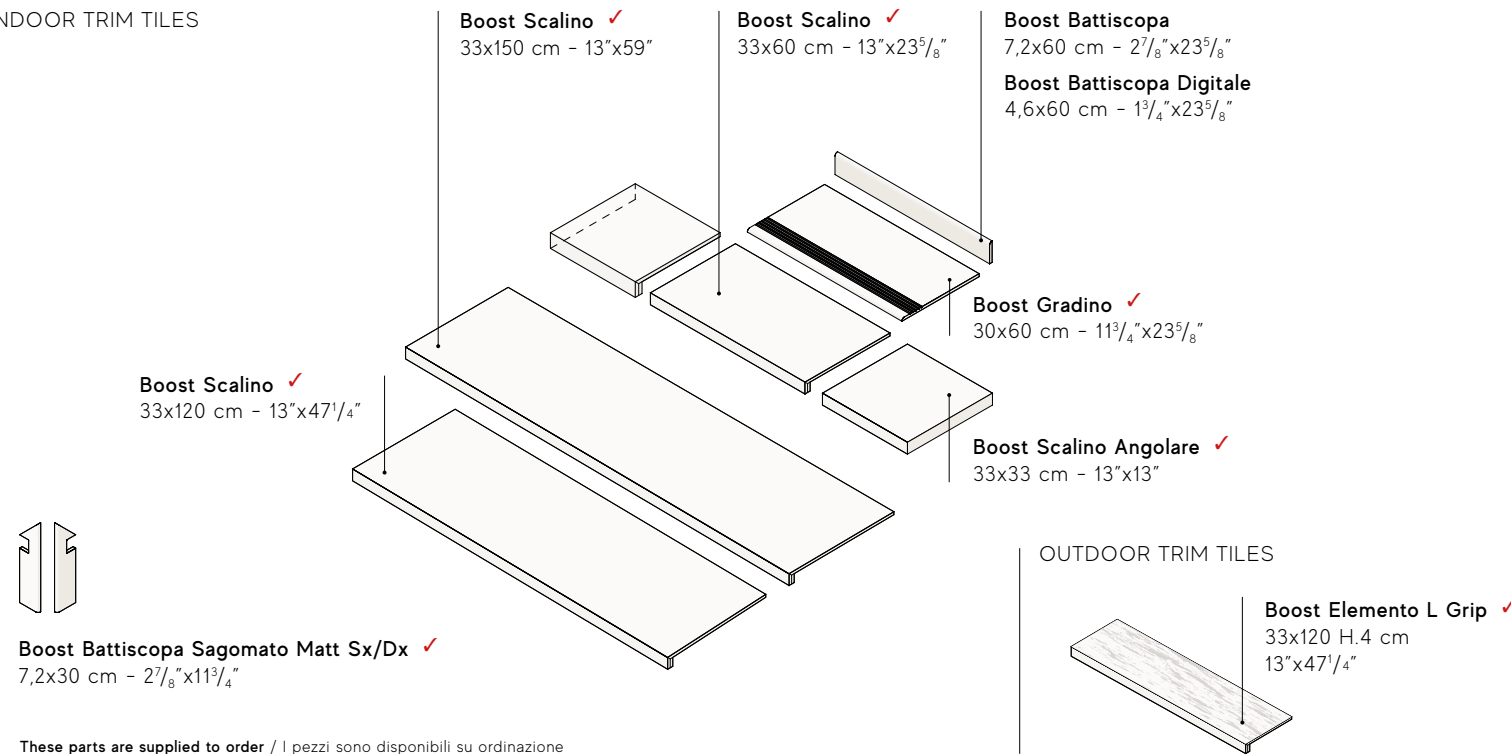


Finish	Boost Tarmac	Boost Pro Ivory	Boost Pro Cream	Boost Pro Clay	Boost Pro Taupe	Boost Pro Tobacco
Matte		Matte	Matte	Matte	Matte	Matte
Matte		Matte	Matte	Matte	Matte	Matte
Matte		Matte	Matte	Matte	Matte	Matte
Matte		Matte	Matte	Matte	Matte	Matte
Matte		Matte	Matte	Matte	Matte	Matte
Matte		Matte	Matte	Matte	Matte	Matte
Matte		Matte	Matte	Matte	Matte	Matte
Matte		Matte	Matte	Matte	Matte	Matte
Matte		Matte	Matte	Matte	Matte	Matte
Matte		Matte	Matte	Matte	Matte	Matte
Matte		Matte	Matte	Matte	Matte	Matte
Grip		Grip	Grip	Grip	Grip	Grip
Textured			Textured	Textured	Textured	Textured
Textured			Textured	Textured	Textured	Textured
Textured			Textured	Textured	Textured	Textured
Textured			Textured	Textured	Textured	Textured



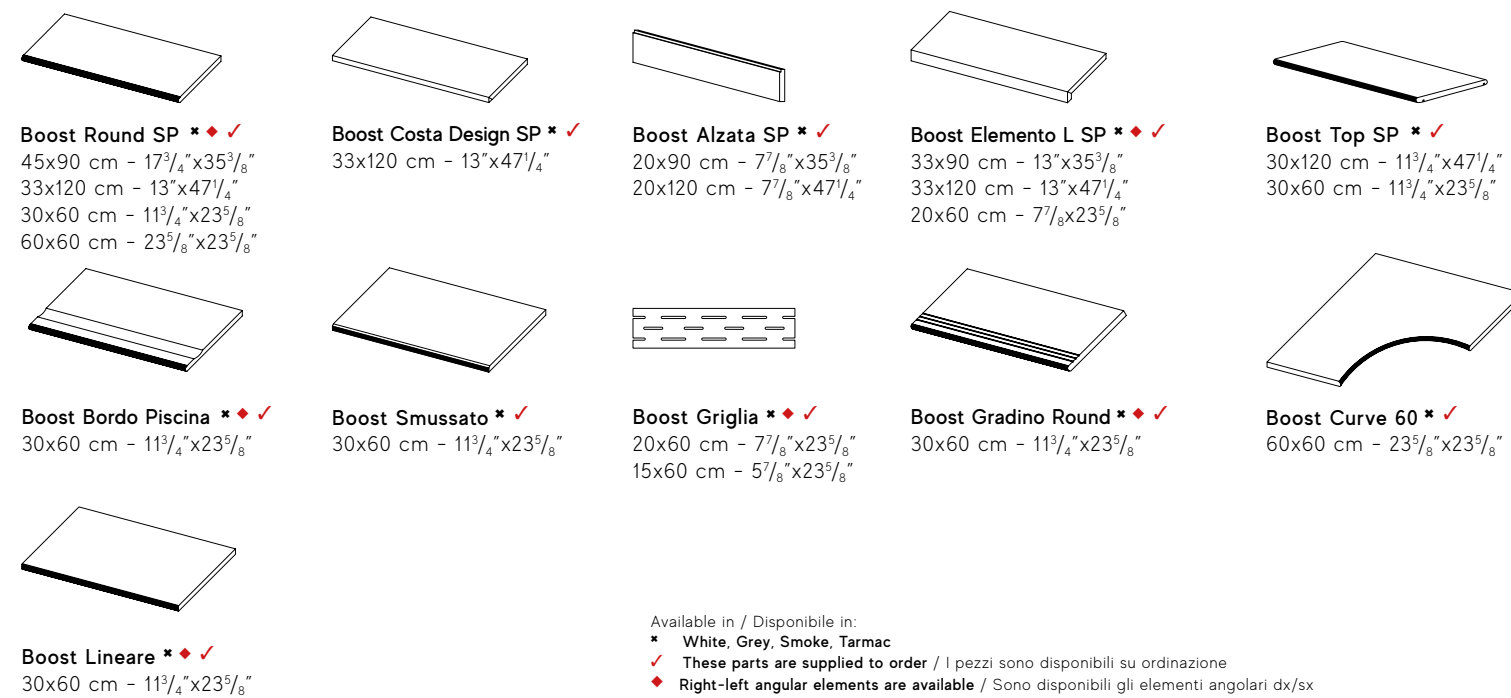
# Trim tiles

INDOOR TRIM TILES



✓ These parts are supplied to order / I pezzi sono disponibili su ordinazione

## Outdoor trim tiles ± 20 mm



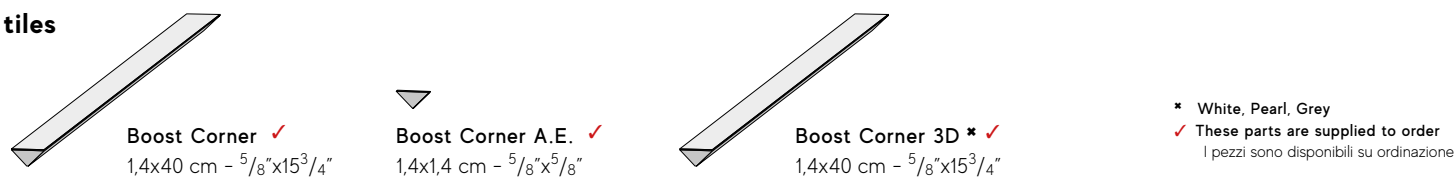
Available in / Disponibile in:

\* White, Grey, Smoke, Tarmac

✓ These parts are supplied to order / I pezzi sono disponibili su ordinazione

♦ Right-left angular elements are available / Sono disponibili gli elementi angolari dx/sx

## Wall trim tiles



**cielo**  
handmade in Italy  
www.ceramicacielo.it

**bongio**  
www.bongio.it

**TOOY**  
www.tooy.it

**ICONE**  
www.iconeluce.com

## Porcelain tiles ± 20 mm

For further details on the 20mm thick products, related trim pieces and installation systems - in particular for recommendations and precautions during installation- please refer to the Outdoor Design section on the Atlas Concorde website or to the Outdoor Design catalogue. Per dettagli sul prodotto e sui relativi pezzi speciali in 20mm di spessore, per i sistemi di posa e, in particolare, per raccomandazioni, accorgimenti e precauzioni in fase di posa e progettazione, si raccomanda di prendere visione del catalogo Outdoor Design e della sezione Outdoor Design del sito Atlas Concorde. / Pour plus de renseignements sur le produit, les pièces spéciales de 20mm d'épaisseur et sur les systèmes de pose, ainsi que pour tous conseils et recommandations et précautions d'emploi pendant la pose ou en phase de conception, nous vous recommandons de lire le catalogue Outdoor Design et de consulter la section Outdoor Design sur le site d'Atlas Concorde. / Bitte beachten Sie die detaillierten Informationen zum Produkt und zu den zugehörigen Formteilen in 20mm Stärke, zu den Verlegesystemen sowie vor allem die Empfehlungen, Tipps und bei der Planung und Verlegung zu beachtenden Vorsichtsmaßnahmen, die im Katalog Outdoor Design sowie im Bereich Outdoor Design der Atlas Concorde-Website aufgeführt sind. / Para mayor información sobre el producto y sus relativas piezas especiales de 20mm de grosor, para los sistemas de colocación, y en particular, para las recomendaciones, cautelas y precauciones en la fase de colocación y diseño, se recomienda consultar el catálogo Outdoor Design y la sección Outdoor Design del sitio Atlas Concorde. / Подробнее о плитках и о специальных элементах толщиной 20мм, о системах монтажа, о мерах предосторожности при проектировании и укладке можно узнать в каталоге Outdoor Design и в разделе Outdoor Design на сайте Atlas Concorde.

## Note

For information and details relating to codes, packaging and weight it is recommended to refer to the latest pricelist. / Per le informazioni e i dati relativi a codici, imballaggi e pesi occorre sempre consultare l'ultimo listino aggiornato e in vigore. / Pour toutes informations et renseignements concernant les codes, les emballages et les poids, il y a toujours lieu de consulter le dernier tarif en vigueur et mis à jour. / Für Informationen und Daten die den Code, die Verpackung und das Gewicht betreffen bitte die aktuellste Preisliste zugrunde legen. / Para acceder a la información y a los datos relativos a códigos, embalajes y pesos hay que consultar siempre la última lista de precios actualizada y vigente. / Для информации о кодах, упаковках и весе обращайтесь к последнему действующему прайс-листу.

Colors and optical features of the materials illustrated in this catalogue are to be regarded as mere indications. / I colori e le caratteristiche estetiche dei materiali illustrati nel presente catalogo sono da ritenersi puramente indicativi. / Les coloris et les caractéristiques esthétiques des références illustrées dans le catalogue sont donnés à titre purement indicatif. / Die Farben und die ästhetischen Eigenschaften der in diesem Katalog abgebildeten Produkte sind als reine Richtwerte zu betrachten. / Los colores y las características estéticas de los materiales ilustrados en el presente catálogo deben ser considerados como puramente indicativos. / Цвета и эстетические характеристики описанных в настоящем каталоге материалов являются только ориентировочными.

Atlas Concorde reserves the right to modify any product without notice and will not be liable for any direct or indirect damage resulting from such modifications. / Atlas Concorde si riserva di modificare i prodotti senza preavviso, declinando ogni responsabilità su eventuali danni diretti o indiretti derivanti da eventuali modifiche. / Atlas Concorde se réserve le droit de modifier ses produits sans préavis et décline toute responsabilité concernant les éventuels dommages directs ou indirects qui pourraient dériver de ces modifications. / Atlas Concorde behält sich das Recht vor jederzeit und ohne vorherige Ankündigung, die Produkte zu verändern, und lehnt jede Haftung bei direkten oder indirekten Schäden ab, die von diesen Veränderungen herrühren. / Atlas Concorde se reserva el derecho de modificar los productos sin previo aviso, rechaza cualquier responsabilidad sobre eventuales daños directos o indirectos derivados de eventuales modificaciones. / Atlas Concorde оставляет за собой право изменять характеристики изделий без предварительного уведомления, отклоняя при этом любую ответственность за прямые или косвенные убытки, возникшие в результате изменений.

# PORCELAIN AND WALL TILES: A SAFE CHOICE

## RESISTANCE AND DURATION

RESISTENZA E DURATA

### Easy to maintain

Facile da mantenere



Porcelain tiles do not require any special maintenance.

Il gres porcellanato non richiede manutenzioni particolari.

### UV Resistant

Resistente ai raggi UV



Porcelain tiles maintain their colors even when exposed to continuous, direct sunlight or in contact with atmospheric agents or smog.

Il gres porcellanato rimane inalterato nei suoi colori anche se esposto alla luce diretta e continua del sole o a contatto con agenti atmosferici o smog.

### Scratch resistant

Resistente al graffio



Porcelain tiles do not splinter, break or get damaged.

Il gres porcellanato non si scheggia, non si rompe e non si danneggia.

### Easy to clean

Facile da pulire



Porcelain tiles are easy to clean.

Il gres porcellanato si pulisce facilmente.

### Waterproof

Resistente all'acqua



Porcelain tiles are completely non-porous and therefore are not damaged by water or humidity.

Il gres porcellanato è completamente non poroso e non teme l'acqua e l'umidità.

### Stain resistant

Resistente alle macchie



Porcelain tiles are waterproof, no liquid can damage the surface.

Il gres porcellanato è impermeabile e nessun tipo di liquido può danneggiare la superficie.

### Resistant to chemicals

Resistente agli agenti chimici



Porcelain tiles do not stain and resist the most aggressive chemical agents.

Il gres porcellanato non si macchia e resiste agli agenti chimici più aggressivi.

### Resistant to acids

Resistente agli acidi



Porcelain tiles are resistant to acids found in food and cleaning products.

Il gres porcellanato resiste agli acidi di uso alimentare e domestico.

### Resistant to thermal shock

Resistente agli shock termici



A porcelain tile floor will not change as a result of sharp temperature fluctuations.

Un pavimento in gres porcellanato non si altera a causa di sbalzi termici.

### Frost resistant

Resistente al ghiaccio



Porcelain tiles are frost resistant and therefore are not damaged by low temperatures.

Il gres porcellanato è ingelivo e resiste alle temperature più basse.

## HEALTH

SALUTE

### Zero VOCs

Zero VOC



Porcelain tiles are intrinsically inorganic and do not emit volatile organic compounds (VOC).

Le piastrelle in gres porcellanato sono intrinsecamente inorganiche e non emettono composti organici volatili.

### Zero PVC

Zero PVC



Porcelain tiles contain no PVC, plastics or petroleum derivatives.

Il gres porcellanato è privo di PVC, plastiche o derivati del petrolio.

### Zero formaldehyde

Zero formaldeide



Porcelain tiles do not contain formaldehyde.

Il gres porcellanato non contiene formaldeide.

### Zero allergens

Zero allergeni



Porcelain tiles are inhospitable for mites, bacteria, fungi, molds, and other irritants.

Il gres porcellanato è inospitale per acari, batteri, funghi, muffe e altre sostanze irritanti.

### Prevent bacterial growth

Previene la crescita batterica



Porcelain tiles are completely hygienic and inhospitable for bacteria, mites, molds, and fungi.

Il gres porcellanato è assolutamente igienico e inospitale per i batteri, acari, muffe e funghi.

## SAFETY

SICUREZZA

### Non-slip

Antiscivolo



Porcelain tile surfaces can be made with an abrasive surface grit that can increase traction and reduce the risk of slipping.

Le superfici in gres porcellanato possono essere realizzate con una graniglia abrasiva superficiale in grado di aumentare la trazione e ridurre i rischi di scivolamento.

### Fire resistant

Resistente al fuoco



Porcelain tiles are not flammable, reduce the spread of flames, do not burn, and do not emit toxic fumes.

Le piastrelle in gres porcellanato non sono infiammabili, riducono la propagazione della fiamma, non bruciano e non emettono fumi tossici.

### Heat resistant

Resistente al calore



Porcelain tiles do not change shape at high temperatures.

Il gres porcellanato non si altera alle alte temperature.

## ENVIRONMENT

AMBIENTE

### Energy efficiency

Efficienza energetica



The high thermal inertia of porcelain tiles moderates the changes in temperature of the rooms, favoring energy savings.

L'elevata inerzia termica del gres porcellanato modera gli sbalzi di temperatura degli ambienti, favorendo il risparmio energetico.

### Ecological

Ecologico



Porcelain tiles have a low environmental impact at all stages of their production, from the raw materials to disposal and recycling.

Il gres porcellanato ha un basso impatto ambientale in tutte le fasi del suo processo industriale, dalle materie prime fino allo smaltimento e al riciclo.

### Recycling and re-use

Riciclo e riutilizzo



Porcelain tiles are made with recycled materials, last a long time, and can be re-used because they retain their original appearance.

Il gres porcellanato è realizzato con materiali di riciclo, dura a lungo e mantenendo l'aspetto originario può essere riciclato.

### Ideal for floor heating systems

Ideale per sistemi di riscaldamento a pavimento



Porcelain tiles can be effectively combined with floor heating systems.


Il gres porcellanato può essere abbinato in modo efficace a sistemi di riscaldamento a pavimento.

## WALL TILES ADDITIONAL BENEFITS

PROPRIETÀ CERAMICA  
DA RIVESTIMENTO

### Ease of installation

Facilità di lavorazione



Cuts, holes, and bevels are easily made and reduce the time it takes to lay the white body tiles.

Tagli, fori, bisellature sono facili da realizzare e rendono più veloce la posa dei rivestimenti in pasta bianca.

### Extremely easy to clean

Estrema facilità di pulizia



White body ceramic tiles can be cleaned with a simple passage of hot water or neutral detergent.

I rivestimenti ceramici in pasta bianca si puliscono con un semplice passaggio di acqua calda o detergente neutro.

While porcelain tiles are ideal for use on the floor thanks to their hardness and extreme durability, the light weight and workability of white body tiles make them ideal for use on walls: cuts and holes can be made quickly and easily, reducing installation time and costs.

Mentre il gres porcellanato è ideale per l'uso a pavimento, per la sua durezza e l'estrema resistenza, le caratteristiche di leggerezza e lavorabilità del rivestimento in pasta bianca lo rendono ideale per l'uso a parete: i tagli e i fori saranno eseguiti facilmente e velocemente, riducendo i tempi e i costi di posa.











MADE IN ITALY. MADE TO EXCEL.

## Certifications Certificazioni



## MADE IN ITALY

The Made in Italy logo of Atlas Concorde stands for style, quality and ethics. Having firmly adhered to the Ethical Code promoted by Confindustria Ceramica, Atlas Concorde places the Made in Italy logo on all the products designed and produced in Italy, that is to say ceramic tiles, decorations and the majority of special trim tiles. Only a small amount of the latter is manufactured in Spain. Atlas Concorde products are produced using eco-friendly technologies, top quality and safe raw materials with the best working conditions guaranteed for our personnel. For these reasons, Atlas Concorde's Made in Italy is the expression of strong values such as style, design, product quality, and respect for the environment and the people who live in it.

Il marchio Made in Italy di Atlas Concorde è sinonimo di stile, qualità ed etica. Avendo aderito con convinzione al Codice Etico di Confindustria Ceramica, Atlas Concorde appone il marchio Made in Italy su tutti i prodotti studiati, progettati e realizzati in Italia, nella fattispecie tutte le piastrelle di ceramica, le decorazioni e la maggioranza dei pezzi speciali. Solo un ristretto numero di questi ultimi è fabbricato in Spagna. I prodotti Atlas Concorde sono inoltre realizzati con tecnologie rispettose dell'ambiente, utilizzando materie prime eccellenti e sicure, garantendo le migliori condizioni di lavoro. Per queste ragioni il Made in Italy di Atlas Concorde è espressione di valori forti quali stile, design, qualità del prodotto, attenzione all'ambiente e alle persone.



## Ceramics of Italy

The Ceramics of Italy logo is an exclusive identification on ceramic products which have effectively been made in Italy by companies that are a part of the Confindustria Ceramica and who adhered to its Ethical Code. This Code, promoted and created by Confindustria Ceramica, commits all companies to communicate, clearly and with transparency, the origin of their products.

Il marchio Ceramics of Italy contrassegna esclusivamente i prodotti ceramici effettivamente realizzati in Italia da un'azienda associata a Confindustria Ceramica che ha sottoscritto il Codice Etico. Il Codice, redatto dalla stessa Confindustria Ceramica, impegna a comunicare con chiarezza l'origine dei prodotti.

[www.ceramica.info](http://www.ceramica.info)

For further details, please refer to  
Per ulteriori dettagli, fare riferimento a:  
[atlasconcorde.com](http://atlasconcorde.com)

CERAMICHE ATLAS CONCORDE S.p.A.  
Via Canaletto 141  
41042 Spezzano di Fiorano (MO) - Italia

ATLAS CONCORDE USA, Inc.  
117 Seaboard Lane - Suite F170  
Franklin, TN 37067 - USA

ATLAS CONCORDE RUSSIA  
Business centre "Meliora Place"  
Prospekt Mira 6, 129090 Moscow - Russia

[atlasconcorde.com](http://atlasconcorde.com)

